



PRODUCT CODE:

GH1197.AHAT300EN

CONSTRUCTIVE & DIMENSIONAL:

Application field:	Walkways and driveways, Passageways, Cycle paths, Gardens
Construction material:	Die-cast aluminum EN AB 44100 highly resistant to oxidation
External screws:	Stainless steel A4-70 treated with highly antioxidant water-repellent lubricating solution
Length:	92mm(3,62")
Width:	92mm(3,62")
Height :	90mm(3,54")

ELECTRICAL:

Description:	2 x 3.5 W LED 3000 K CRI>90
Operating Power:	110-277 V / 50-60 Hz
Number of heads:	2
Number of Circuits:	1
Driver positioning:	Integral
Control gear type:	Electronic
Cable entry:	Fixture supplied with pre-wired cable H07RN8-F with plastic cable gland M20 Ø 7/13 mm
Second cable entry:	Available


OPTICAL:

Beam type:	Bollard 2 lights
Beam angle:	76° x 60°
Light distribution:	Symmetric
Beam directionability:	Fixed
Diffuser material:	Sodium calcium tempered glass 3mm
Diffuser finish:	Clear


LIGHTING SOURCE:

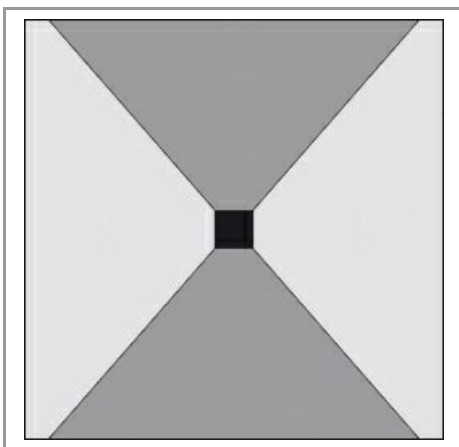
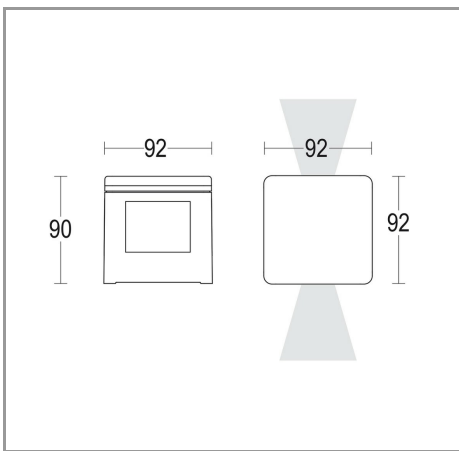
Light source:	LED
Power:	3,5 W
LED voltage range:	31.2-36.8V
Courrent:	100 mA
ZVEI - Led Type:	LED
Color temperature:	3000 K
Color rendering index:	CRI>90
Light source:	Included
Ambient temperature operating range:	-20 °C ÷ +35 °C
Binning:	Step MacAdam 3


FINISH CODE:

 .05 Dark grey (matt)	 .19 Light Grey
--	---


ACCESSORIES:

		
IP 68 connector for through wiring AC279	IP 68 fast connector Small AC204	Stake Microbivio AC640






.01 WHITE




.05 ANTHRACITE GREY



.19 LIGHT GREY



.15 STAINLESS STEEL



.02 BLACK



.32 OAK EFFECT



.45 RUST



.34 GLASS



.43 CONCRETE EFFECT