

## CONSTRUCTIVE & DIMENSIONAL:

Application field:	Landscaped areas, Pathways
Construction material:	Die-cast aluminum EN AB 44100 highly resistant to oxidation
External screws:	Stainless steel A4-70 treated with highly antioxidant waterrepellent lubricating solution
Length:	240mm(9,44")
Width:	100mm(3,93")
Height :	500mm(19,68")

## ELECTRICAL FOR MODEL:

**GH1150.CAXP300EN  
1150.FGX.P**

Description:	1 x 8.7 W LED 3000 K CRI>90 1101 lm
Operating Power:	110-277 V / 50-60 Hz
Number of heads:	1
Number of Circuits:	1
Driver positioning:	Integral
Control gear type:	Electronic
Cable entry:	Silicone bushing Ø 10/14 mm. Cord length 0.5m
Emergency kit:	Not available

## ELECTRICAL FOR MODEL:

**GH1150.CAXP400EN  
1150.FHX.P**

Description:	1 x 8.7 W LED 4000 K CRI>90 1167 lm
Operating Power:	110-277 V / 50-60 Hz
Number of heads:	1
Number of Circuits:	1
Driver positioning:	Integral
Control gear type:	Electronic
Cable entry:	Silicone bushing Ø 10/14 mm. Cord length 0.5m
Emergency kit:	Not available


## OPTICAL:


Light distribution:	Asymmetric
Beam directionability:	Fixed
Diffuser material:	Soda-lime tempered glass 4mm
Diffuser finish:	Micro-prism
Diffuser temperature [°C]:	< 30 °C / 86 °F

## LIGHTING SOURCE:




Light source:	LED
Power:	8,7 W
LED voltage range:	6V
Courrent:	500 mA
ZVEI - Led Type:	LED
Color temperature:	3000K for model GH1150.CAXP300EN 1150.FGX.P 4000K for model GH1150.CAXP400EN 1150.FHX.P
Binning:	Step MacAdam 3
Color rendering index:	CRI>90
Nominal LED emission:	1101 lm for model GH1150.CAXP300EN 1150.FGX.P 1167 lm for model GH1150.CAXP400EN 1150.FHX.P
Light source:	Included
Ambient temperature operating range:	-20 °C ÷ +35 °C

## FINISH CODE:

 .05 Dark grey (matt)

 .19 Light Grey

## ACCESSORIES:

		
IP 68 connector for through wiring AC279	IP 68 fast connector Small AC204	plated steel anchorage Polverti Flat AC247