

CONSTRUCTIVE & DIMENSIONAL:

Application field:	Gardens, Parks, Pathways
Construction material:	Die-cast aluminum EN AB 44100 highly resistant to oxidation
External screws:	Stainless steel A4-70 treated with highly antioxidant water-repellent lubricating solution
Diameter:	228mm(8,97")
Height :	1100mm(43,30")

ELECTRICAL FOR MODEL:

GH8207.ECFT300EN
8207.ECF.T

Description:	1 x 32 W LED 3000 K CRI>90 3725 lm
Operating Power:	110-277 V / 50-60 Hz
Number of heads:	1
Driver positioning:	Integral
Control gear type:	Electronic
Cable entry:	Silicone bushing Ø 10/14 mm
Emergency kit:	Not available

ELECTRICAL FOR MODEL:

GH8207.ECFT400EN
8207.EDF.T

Description:	1 x 32 W LED 4000 K CRI>90 3781 lm
Operating Power:	110-277 V / 50-60 Hz
Number of heads:	1
Driver positioning:	Integral
Control gear type:	Electronic
Cable entry:	Silicone bushing Ø 10/14 mm
Emergency kit:	Not available


OPTICAL:

Beam type:	Bollard [360° emission]
Beam angle:	360°
Light distribution:	Symmetric
Beam directionability:	Fixed
Diffuser material:	Vandal proof polycarbonate UV resistant
Diffuser finish:	Clear

LIGHTING SOURCE:

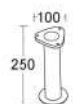


Light source:	LED
Power:	32W
LED voltage range:	31.2-36.8V
Current:	900 mA
ZVEI - Led Type:	COB
Color temperature:	3000K for model GH8207.ECFT300EN 8207.ECF.T 4000K for model GH8207.ECFT400EN 8207.EDF.T
Binning:	Step MacAdam 3
Color rendering index:	CRI>90
Nominal LED emission:	3725 lm for model GH8207.ECFT300EN 8207.ECF.T 3781 lm for model GH8207.ECFT400EN 8207.EDF.T
Light source:	Included
Ambient temperature operating range:	-20 °C ÷ +35 °C

FINISH CODE:

 .05 Dark grey (matt)

 .19 Light Grey

ACCESSORIES:

		
Iron anchorage base to be cemented h.250 mm Tret AC120	IP 68 connector for through wiring AC279	IP 68 fast connector Small AC204