

## GENERAL:

Place installation:	outdoor
Standard colour:	GR - graphite satin finish (similar to RAL 7022)
Variant colour:	AL - aluminium grey (similar to RAL 7040)
Environments:	urban landscape, hallway, residential lighting

## PHYSICAL:

Installation type:	low pole/bollard
Mounting type:	ground surface
Painting:	Powder coat painting after multi-layer polyester pre-treatment for corrosion resistance.
Screws:	AISI 304 stainless steel screws.
Body:	Housing made of AISI 304 stainless steel brake-formed and fully TIG welded, powder-coated.

## DIMENSIONS:

A: Total width device:	90mm(3,54")
L: Total length device:	90mm(3,54")
H: Total height device:	550mm(21,65")
Weight:	2,9kg

## OPTICAL SYSTEMS:

Emission:	diffuse
Opening beam:	diffused
Optical System:	SLED optical system with UV resistant PC lenses.

## ENERGY SAVING:

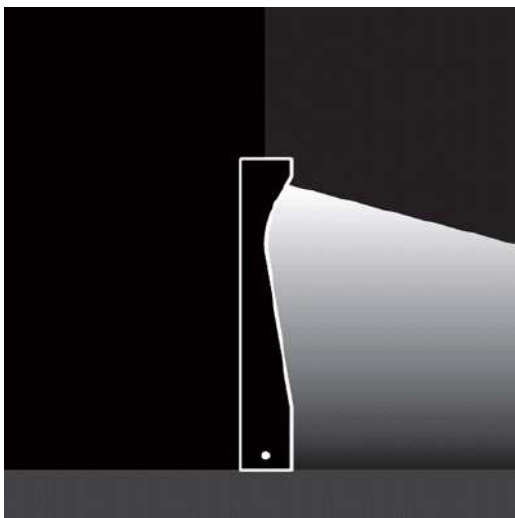
This luminaire contains built-in LED lamps.  
The lamps cannot be changed in the luminaire

## SOURCES:

Source Type:	SLED SQUARE
Power:	6W
Sources Temperature Colour:	3000K CRI>80 for model 2802-GR-C23A 4000K CRI>80 for model 2802-GR-C24A
Output Flux:	214lm for model 2802-GR-C23A 230lm for model 2802-GR-C24A

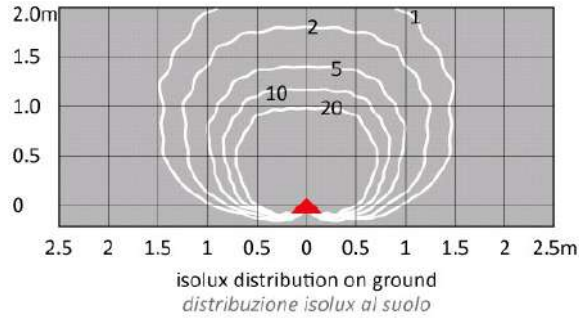
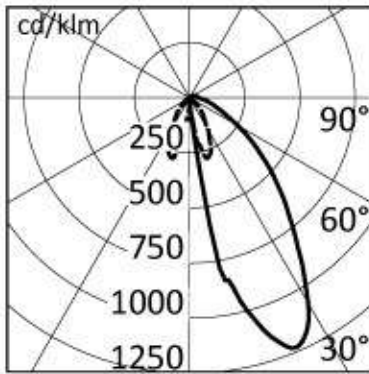
## ELECTRICAL:

Ballast type	Electronic
Mounting ballast type	Integral
Line input	Use only (EN 60598-1) H07RN-F cable with diameter between 7,5 and 12mm.
Voltage	110-277V
Frequency	50-60Hz

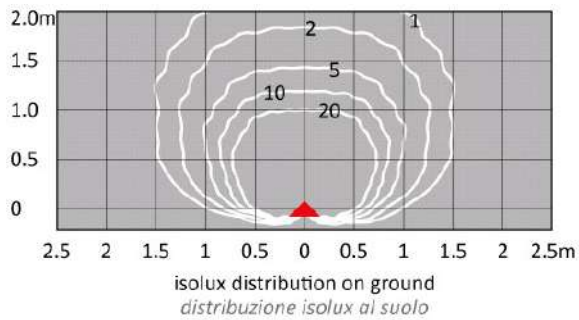
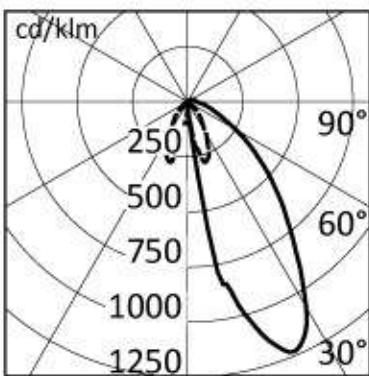




**PHOTOMETRICS FOR MODEL 2802-GR-C23A :**



**PHOTOMETRICS FOR MODEL 2802-GR-C24A:**



**OPTIONAL ACCESSORIES :**

Accessory code	D53/1-TF
Technical description	For models: D53 polo/T1, D58 box/B0/B1 and PLANO bollard. Counter plate with stay bolts.
Built-in depth	140mm(5,51")

