

CONSTRUCTIVE & DIMENSIONAL:

Application field:	Landscaped areas, Pathways, Driveways
Construction material:	Extruded aluminum EN AW-6060 T5 high resistance to oxidation
External screws:	Stainless steel A4-70 treated with highly antioxidant water-repellent lubricating solution
Length:	60mm(2,36")
Width:	60mm(2,36")
Height :	500mm(19,68")

ELECTRICAL FOR MODEL:

GH1257.BRXT300EN
1257.BRX.T

Description:	1 x 12 W LED 3000 K CRI>90 1469 lm
Operating Power:	110-277 V / 50-60 Hz
Number of heads:	1
Number of Circuits:	1
Driver positioning:	Integral
Control gear type:	Electronic
Cable entry:	Fixture supplied with pre-wired cable H05RN-F
Emergency kit:	Not available

ELECTRICAL FOR MODEL:

GH1257.BRXT400EN

Description:	1 x 12 W LED 4000 K CRI>90 1492 lm
Operating Power:	110-277 V / 50-60 Hz
Number of heads:	1
Number of Circuits:	1
Driver positioning:	Integral
Control gear type:	Electronic
Cable entry:	Fixture supplied with pre-wired cable H05RN-F 0.5m
Emergency kit:	Not available

OPTICAL:

Beam type:	Bollard [180° emission]
Beam angle [°]	180°
Light distribution:	Symmetric
Beam directionability:	Fixed
Diffuser material:	Polycarbonate
Diffuser finish:	Opal
Diffuser temperature [°C]:	< 30 °C / 86 °F
Reflector material:	Thermopolymer with high vacuum deposited aluminium

LIGHTING SOURCE:

Light source:	LED
Power:	12 W
LED voltage range:	31.2-36.8V
Courrent:	350 mA
ZVEI - Led Type:	LED
Color temperature:	3000K for model GH1257.BRXT300EN 1257.BRX.T 4000K for model GH1257.BRXT400EN
Binning:	Step MacAdam 3
Color rendering index:	CRI>90
Nominal LED emission:	1469 lm for model GH1257.BRXT300EN 1257.BRX.T 1492 lm for model GH1257.BRXT400EN
Light source:	Included
Ambient temperature operating range:	-20 °C ÷ +35 °C

FINISH CODE:

.05 Dark grey (matt)

.19 Light Grey

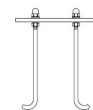
ACCESSORIES:





IP 68 connector
for through wiring
AC279



IP 68 fast
connector Small
AC204



plated steel
anchorage
Miniquadro
AC398



CONSTRUCTIVE & DIMENSIONAL:

Application field:	Landscaped areas, Pathways, Driveways
Construction material:	Extruded aluminum EN AW-6060 T5 high resistance to oxidation
External screws:	Stainless steel A4-70 treated with highly antioxidant water-repellent lubricating solution
Length:	60mm(2,36")
Width:	60mm(2,36")
Height :	500mm(19,68")

ELECTRICAL FOR MODEL:

**GH1260.BRXT300EN
1260.BRX.T**

Description:	1 x 12 W LED 3000 K CRI>90 1469 lm
Operating Power:	110-277 V / 50-60 Hz
Number of heads:	1
Number of Circuits:	1
Driver positioning:	Integral
Control gear type:	Electronic
Cable entry:	Fixture supplied with pre-wired cable H05RN-F
Emergency kit:	Not available

ELECTRICAL FOR MODEL:

**GH1260.BRXT400EN
1260.BRX.T**

Description:	1 x 12 W LED 4000 K CRI>90 1492 lm
Operating Power:	110-277 V / 50-60 Hz
Number of heads:	1
Number of Circuits:	1
Driver positioning:	Integral
Control gear type:	Electronic
Cable entry:	Fixture supplied with pre-wired cable H05RN-F 0.5m
Emergency kit:	Not available


OPTICAL:

Beam type:	Bollard [360° emission]
Beam angle [°]	360°
Light distribution:	Symmetric
Beam directionability:	Fixed
Diffuser material:	Polycarbonate
Diffuser finish:	Opal
Diffuser temperature [°C]:	< 30 °C / 86 °F
Reflector material:	Thermopolymer with high vacuum deposited aluminium

LIGHTING SOURCE:

Light source:	LED
Power:	12 W
LED voltage range:	31.2-36.8V
Courrent:	350 mA
ZVEI - Led Type:	LED
Color temperature:	3000K for model GH1260.BRXT300EN 1260.BRX.T 4000K for model GH1260.BRXT400EN 1260.BRX.T
Binning:	Step MacAdam 3
Color rendering index:	CRI>90
Nominal LED emission:	1469 lm for model GH1260.BRXT300EN 1260.BRX.T 1492 lm for model GH1260.BRXT400EN 1260.BRX.T
Light source:	Included
Ambient temperature operating range:	-20 °C ÷ +35 °C

FINISH CODE:

 .05 Dark grey (matt)

 .19 Light Grey

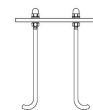
ACCESSORIES:



IP 68 connector
for through wiring
AC279



IP 68 fast
connector Small
AC204



plated steel
anchorage
Miniquadro
AC398

