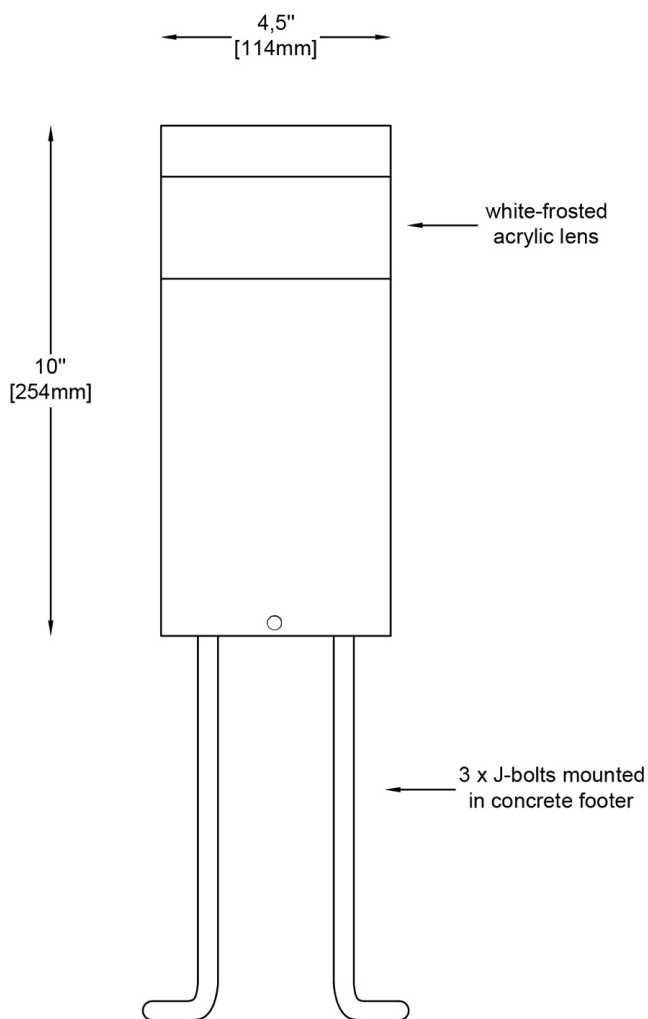
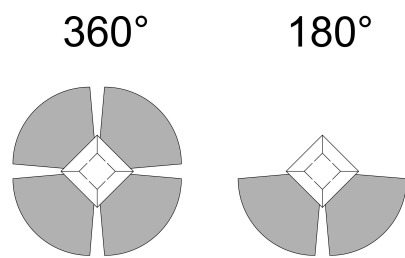





RINO 10 IN 310-(AA)-(BB)-(CC)-(FF)



BODY(AA):

B11	Steel
B12	Aluminum

CODE:

310

BEAM TYPE(BB):

R36	Emission 360°
R18	Emission 180°

LIGHT SOURCES(FF):

F30	1 x LED 120V 7W 3000K 80+ CRI
F40	1 x LED 120V 12W 4000K 80+ CRI

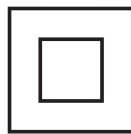
POWER SUPPLY:

Integral LED driver and Module

INSTALLATION:

Anchorage kit

GENERAL INFORMATION:



IP65

COLOUR IDENTIFICATION TO BE ADDED TO THE CODE(CC)

11	Outdoor UV protected Powder Coated
12	Custom RAL

Stainless powder coated standard colors:



DIMENSIONS:

Height: 10"
Width: 4,5"
Custom sizes upon request

