
**CONSTRUCTIVE & DIMENSIONAL:**

Application field:	Bollards, Driveways, Pathways
Construction material:	Extruded aluminum EN AW-6060 T5 high resistance to oxidation
External screws:	Stainless steel A4-70 treated with highly antioxidant water-repellent lubricating solution
Length:	12.5mm(4,92")
Height:	30cm(11,81")
Width:	8cm(3,14")

**ELECTRICAL FOR MODEL:**
**GH1426.CAFT300EN**

Description:	1 x 12 W LED 3000 K CRI>90 1 x 1469 lm
Luminaire efficiency: [lm/W]	63.31
Fixture consumption:	14.12 W
Operation Range:	110-277 V - 50/60 Hz
Number of heads:	1
Number of circuits:	1
Driver positioning:	Integral
Control gear type:	Electronic
Dimmer type:	Dimmable upon request
Cable entry:	Brass cable gland M12 Ø 3.5/7 mm
Daisy chain wiring:	External to the luminaire with IP68 connector available as an accessory
Cable type:	H05RN-F 2x1mm2
Cord length [m]:	0.5
Water-Lock system:	Included
Ambient temperature operating range [°C]:	-20 °C ÷ +35 °C

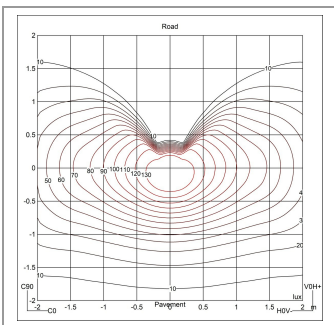
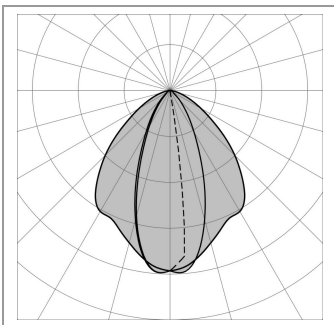
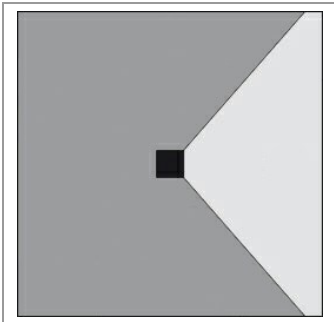
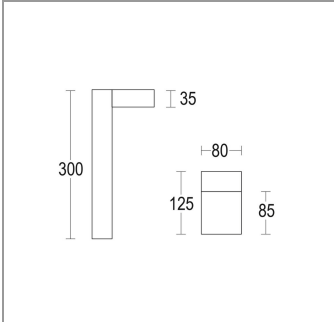

**ELECTRICAL FOR MODEL:**
**GH1426.CAFT400EN**

Description:	1 x 12 W LED 4000 K CRI>90 1 x 1492 lm
Luminaire efficiency: [lm/W]	64.3
Fixture consumption:	14.12 W
Operation Range:	110-277 V - 50/60 Hz
Number of heads:	1
Number of circuits:	1
Driver positioning:	Integral
Control gear type:	Electronic
Dimmer type:	Dimmable upon request
Cable entry:	Brass cable gland M12 Ø 3.5/7 mm
Daisy chain wiring:	External to the luminaire with IP68 connector available as an accessory
Cable type:	H05RN-F 2x1mm2
Cord length [m]:	0.5
Water-Lock system:	Included
Ambient temperature operating range [°C]:	-20 °C ÷ +35 °C

**OPTICAL:**

Beam angle [°]	91°
Light distribution	Symmetrical wide beam (45° - 125°)
Beam directionability	Fixed optics
Diffuser material	Sodium-calcium tempered glass 5mm
Diffuser finish	Transparent - extra clear
Optics	Anti UV technopolymer lens





### LIGHTING SOURCE FOR GH1426.CAFT300EN

Light source:	LED
Type of bulb or LED:	LED
Light source [W]:	12 W
Nominal LED emission [Lm]:	1469 lm
Color temperature:	3000 K
Color rendering index:	CRI>90
Binning:	Step MacAdam 3
LED voltage range [V]:	31.2-36.8V
Current:	350 mA
Luminaire emission [lm]:	1 x 894
LED / Bulb:	Included

### LIGHTING SOURCE FOR GH1426.CAFT400EN

Light source:	LED
Type of bulb or LED:	LED
Light source [W]:	12 W
Nominal LED emission [Lm]:	1492 lm
Color temperature:	4000 K
Color rendering index:	CRI>90
Binning:	Step MacAdam 3
LED voltage range [V]:	31.2-36.8V
Current:	350 mA
Luminaire emission [lm]:	1 x 908
LED / Bulb:	Included

### FINISH CODE:

.32 Oak

### ACCESSORIES:



IP 68 connector for through wiring AC279



IP 68 fast connector AC204



Minitondo plated steel anchorage Compatto AC274

