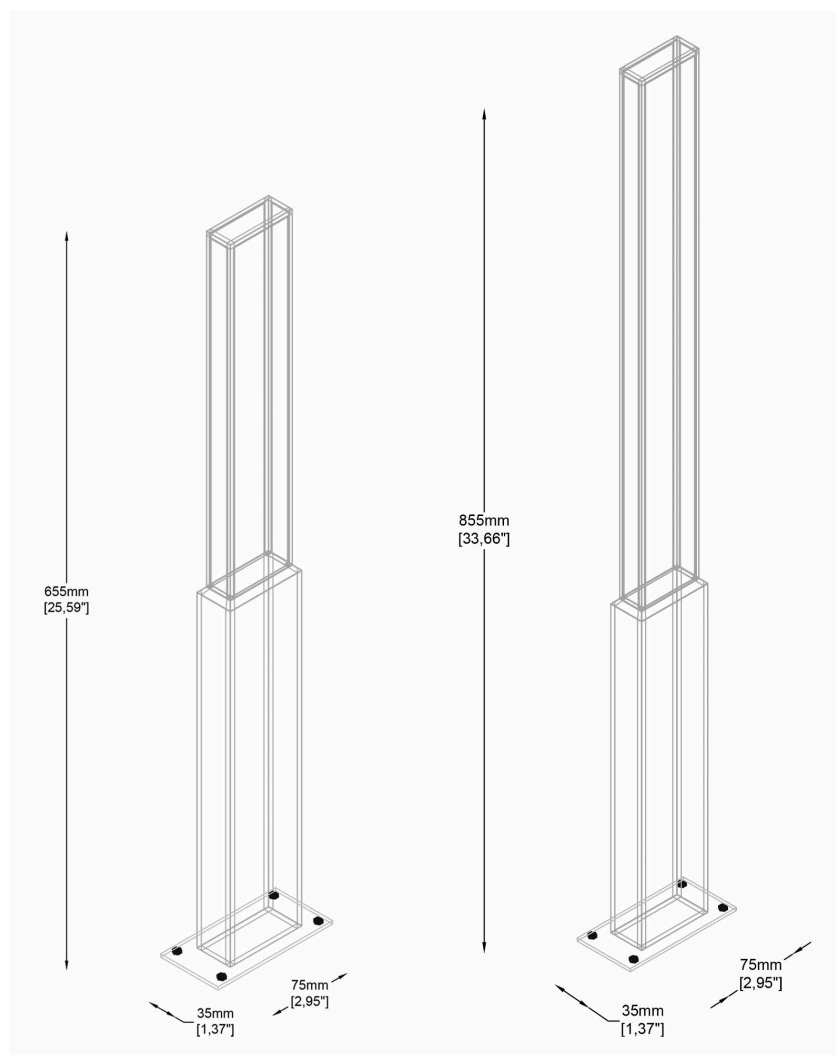



**Riga 650**
**Riga 855**

**BODY:**

Galvanic steel with an outdoor powder coat/ or fabricated outdoor alloy aluminum with outdoor powder coat. Outdoor rated PMMA lense.

**LIGHT SOURCES:**

MID POWER LED module, 8W and 14W. Available in the NW (Neutral White, 4000K) and WW (Warm White, 3000K) versions.

**POWER SUPPLY:**



Integrated electronic control gear.

**ACCESSORIES:**

Mounting base with anchor bolts, spike for installation on ground.

**GENERAL INFORMATION:**


IP65



MID POWER LED



Diffuse light

**RIGA 650/855**

Light source	Wattage	mm (H)	kg	Code
LED	8W	650	3,00	78850.__ NW / WW
	14W	855	3,90	78851.__ NW / WW
	varies	CUSTOM	CUSTOM	CUS__ NW / WW

110-277V / 50-60Hz

Integrated electronic control gear

Low voltage upon request

Dimmable upon request

NW (Neutral White): CRI >80 / lm 690 (8W) - 1200 (14W) / K 4000

WW (Warm White): CRI >80 / lm 660 (8W) - 1150 (14W) / K 3000

Luminaire equipped with a pre-assembled power cable (L=2m).

**COLOUR IDENTIFICATION TO BE ADDED TO THE CODE:**


**68**  
Grey



**86**  
Anthracite  
grey

**ACCESSORIES:**


Spike for ground  
code **76843.00**



Base for mounting  
with anchor bolts  
code **76844.\_\_**