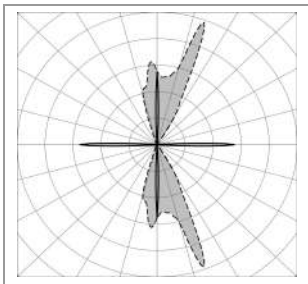
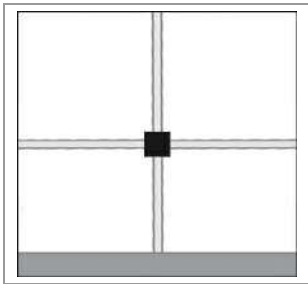
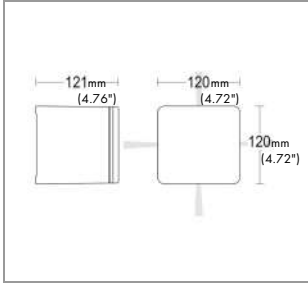


CONSTRUCTIVE & DIMENSIONAL:



Application field:	Series of wall-mounted mono and multiple emission designed for wall and facades effect lighting.
Gaskets:	Silicone gaskets
Construction material:	Extruded aluminum EN AW-6060 T5 high resistance to oxidation
External screws:	Stainless Steel A4
Length:	120mm(4.72")
Width:	120mm(4.72")
Height / Projection:	121mm(4.76")

ELECTRICAL:

GH1160.AHNT300EN 1160.AHX.T

Number of heads:	4
Description:	4 x 2.5 W LED 3000 K CRI>90 4 x 160 lm
Luminaire efficiency: [lm/W]	14.58
Fixture consumption:	11.76 W
Operation Range:	110-277V - 50/60 Hz
Number of circuits:	1
Driver positioning:	External
Control gear type:	Electronic
Dimmer type:	Dim on request
Daisy chain wiring:	External to the luminaire with IP68 connector available as an accessory
Cable type:	IP66 lamellar bushing Ø max 9mm
Ambient temperature operating range: [°C]	-20 °C ÷ +35 °C

OPTICAL:

Beam angle: [°]	4°
Light distribution:	Symmetrical narrow beam (<=15°)
Beam directionability:	Fixed optics
Diffuser material:	Tempered glass 3mm
Diffuser finish:	Transparent - extra clear
Optics:	Glass lens

LIGHTING SOURCE,

Light source:	LED
Type of bulb or LED	LED module
Light source: [W]	2.5 W
Nominal LED emission: [Lm]	160 lm
Color temperature:	3000 K
LED voltage range: [V]	12V
Color rendering index:	CRI>90
Luminaire emission :[lm]	4 x 43
LED / Bulb:	Included

FINISH OPTIONS:

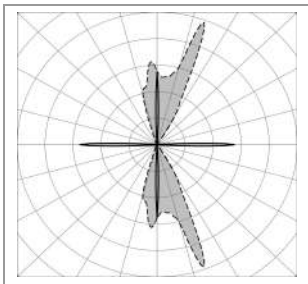
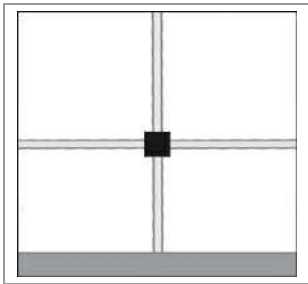
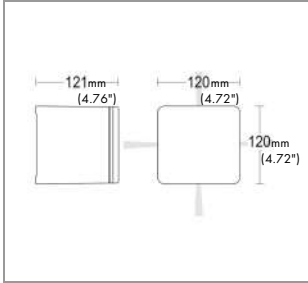
Upon Request Finishes

-
-
-
-
-
-
-
-



CONSTRUCTIVE & DIMENSIONAL:

Application field:	Series of wall-mounted mono and multiple emission designed for wall and facades effect lighting.
Gaskets:	Silicone gaskets
Construction material:	Extruded aluminum EN AW-6060 T5 high resistance to oxidation
External screws:	Stainless Steel A4
Length:	120mm(4.72")
Width:	120mm(4.72")
Height / Projection:	121mm(4.76")



ELECTRICAL:

GH1160.AHNT400EN 1160.AHX.T

Number of heads:	4
Description:	4 x 2.5 W LED 4000 K CRI>90 4 x 160 lm
Luminaire efficiency: [lm/W]	14.58
Fixture consumption:	11.76 W
Operation Range:	110-277V - 50/60 Hz
Number of circuits:	1
Driver positioning:	External
Control gear type:	Electronic
Dimmer type:	Dim on request
Daisy chain wiring:	External to the luminaire with IP68 connector available as an accessory
Cable type:	IP66 lamellar bushing Ø max 9mm
Ambient temperature operating range: [°C]	-20 °C ÷ +35 °C

OPTICAL:

Beam angle: [°]	4°
Light distribution:	Symmetrical narrow beam (<=15°)
Beam directionability:	Fixed optics
Diffuser material:	Tempered glass 3mm
Diffuser finish:	Transparent - extra clear
Optics:	Glass lens

LIGHTING SOURCE,

Light source:	LED
Type of bulb or LED	LED module
Light source: [W]	2.5 W
Nominal LED emission: [Lm]	160 lm
Color temperature:	4000 K
LED voltage range: [V]	12V
Color rendering index:	CRI>90
Luminaire emission :[lm]	4 x 43
LED / Bulb:	Included

FINISH OPTIONS:

Upon Request Finishes

- .01 White (matt)
- .02 Black (matt)
- .45 Corten (matt)
- .26 Luxury bronze
- .62 Antique grey (matt)
- .65 Blue (matt)
- .80 Sand (matt)
- .83 Green (matt)

