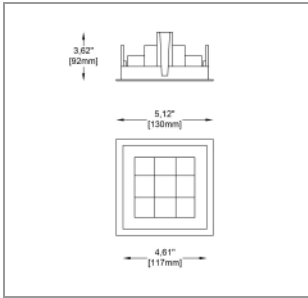





### CONSTRUCTIVE & DIMENSIONAL:

Application field:	Porch, balconies & terraces, General lighting, Covered entrances & walkways
Gaskets:	Silicone gaskets
Construction material:	Extruded aluminum EN AW-6060 T5 high resistance to oxidation
External screws:	Stainless Steel A4
Length:	117mm(4.61")
Width:	117mm(4.61")
Cutout shape:	Square
Recessed depth:	92mm(3.62")



H(m)	φ(m)	lux med. 3000 K		lux max. 3000 K	
		5	1.5	197	297
4	1.2	308	464		
3	0.9	548	824		
2	0.6	1232	1854		
1	0.3	4928	7417		



### ELECTRICAL:

### GH2002.BUGT300EN

Description:	1 x 19 W LED 3000 K CRI>90 1 x 1768 lm
Luminaire efficiency: [lm/W]	54.5
Fixture consumption:	22.4 W
Operation Range:	110-277V - 50/60 Hz
Number of circuits:	1
Driver positioning:	Integral
Control gear type:	Electronic
Cable entry:	Nylon cable gland M12 Ø 3,5/7 mm
Daisy chain wiring:	External to the luminaire with IP68 connector available as an accessory
Cable type:	FR5FOEM7-AD8 2x0.5mm2
Cord length: [m]	0.5
Emergency:	Available upon request - not integrated into the luminaire
Ambient temperature operating range: [°C]	-20 °C ÷ +35 °C

### OPTICAL:

Beam angle: [°]	17°
Light distribution:	Symmetrical medium flood (15 ° - 45 °)
Beam directionability:	Fixed optics
Glare index:	UGR < 16
Diffuser material:	Tempered glass 5mm
Diffuser finish:	Transparent - extra clear
Diffuser temperature: [°C]	< 50 °C
Optics:	Reflector in anti-UV technopolymer with super pure aluminum metallization
Secondary optics:	Black anti UV technopolymer reflector

### LIGHTING SOURCE,

Light source:	LED
Light source: [W]	19 W
Nominal LED emission: [Lm]	1768 lm
Color temperature:	3000 K
Binning:	Step MacAdam 3
LED voltage range: [V]	27 V
Current:	700 mA
Luminaire emission [lm]	1 x 1219
LED / Bulb:	Included
Color rendering index:	CRI>90
Life Time LED [t]:	60.000h - L80 - B10





### FINISH OPTIONS:

#### Standard Colors

- V2 Black glass

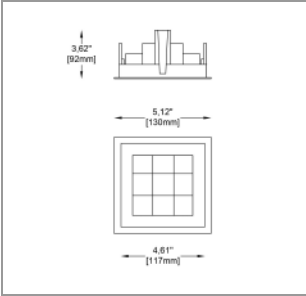

### ACCESSORIES:



Accessory for installation  
Edge R SQ Frame  
AC457



Accessory for installation  
Edge R SQ Trimless  
AC459



H(m)	φ (m)	lux med. 3000 K	lux max. 3000 K
5	1.5	197	297
4	1.2	308	464
3	0.9	548	824
2	0.6	1232	1854
1	0.3	4928	7417



sales@gordonbullard.com  
www.bullardbollards.com  
1-877-964-4646


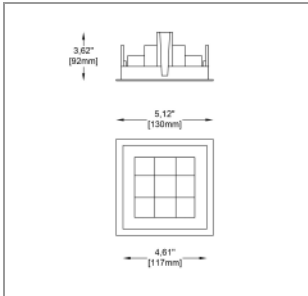



991 South Gull Lake  
Dr Richland, MI  
49083 USA



### CONSTRUCTIVE & DIMENSIONAL:

Application field:	Porch, balconies & terraces, General lighting, Covered entrances & walkways
Gaskets:	Silicone gaskets
Construction material:	Extruded aluminum EN AW-6060 T5 high resistance to oxidation
External screws:	Stainless Steel A4
Length:	117mm(4.61")
Width:	117mm(4.61")
Cutout shape:	Square
Recessed depth:	92mm(3.62")



H(m)	φ(m)	lux med. 4000 K	lux max. 4000 K
5	1.5	219	329
4	1.2	342	514
3	0.9	608	915
2	0.6	1367	2058
1	0.3	5469	8231



### ELECTRICAL:

### GH2002.BUGT400EN

Description:	1 x 19 W LED 4000 K CRI>90 1 x 1962 lm
Luminaire efficiency: [lm/W]	60.5
Fixture consumption:	22.35 W
Operation Range:	110-277V - 50/60 Hz
Number of circuits:	1
Driver positioning:	Integral
Control gear type:	Electronic
Cable entry:	Nylon cable gland M12 Ø 3,5/7 mm
Daisy chain wiring:	External to the luminaire with IP68 connector available as an accessory
Cable type:	FR5FOEM7-AD8 2x0.5mm2
Cord length: [m]	0.5
Emergency:	Available upon request - not integrated into the luminaire
Ambient temperature operating range: [°C]	-20 °C ÷ +35 °C

### OPTICAL:

Beam angle: [°]	17°
Light distribution:	Symmetrical medium flood (15 ° - 45 °)
Beam directionability:	Fixed optics
Glare index:	UGR < 16
Diffuser material:	Tempered glass 5mm
Diffuser finish:	Transparent - extra clear
Diffuser temperature: [°C]	< 50 °C
Optics:	Reflector in anti-UV technopolymer with super pure aluminum metallization
Secondary optics:	Black anti UV technopolymer reflector

### LIGHTING SOURCE,

Light source:	LED
Light source: [W]	19 W
Nominal LED emission: [Lm]	1962 lm
Color temperature:	4000 K
Binning:	Step MacAdam 3
LED voltage range: [V]	27 V
Current:	700 mA
Luminaire emission [lm]	1 x 1353
LED / Bulb:	Included
Color rendering index: Life	CRI>90
Time LED [t]:	60.000h - L80 - B10



### FINISH OPTIONS:

#### Standard Colors

- V2 Black glass


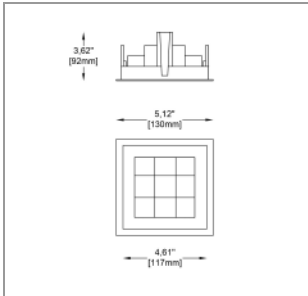

### ACCESSORIES:



Accessory for installation  
Edge R SQ Frame  
AC457



Accessory for installation  
Edge R SQ Trimless  
AC459



H(m)	$\phi$ (m)	lux med. 4000 K	lux max. 4000 K
5	1.5	219	329
4	1.2	342	514
3	0.9	608	915
2	0.6	1367	2058
1	0.3	5469	8231



sales@gordonbullard.com  
www.bullardbollards.com  
1-877-964-4646



991 South Gull Lake  
Dr Richland, MI  
49083 USA