

### CONSTRUCTIVE & DIMENSIONAL:

Application field:	Porch, balconies & terraces, General lighting, Covered entrances & walkways
Gaskets:	Silicone gaskets
Construction material:	Extruded aluminum EN AW-6060 T5 high resistance to oxidation
External screws:	Stainless Steel A4
Length:	120mm(4.72")
Width:	120mm(4.72")
Cutout shape:	Square
Cutout length:	123mm(4.84")
Cutout width:	123mm(4.84")
Recessed depth:	85mm(3.35")

### ELECTRICAL:

### GH2000.LVYT300EC

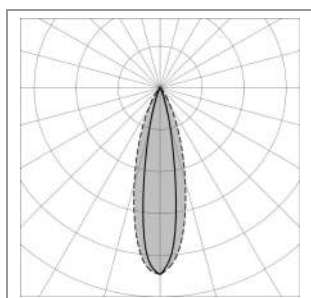
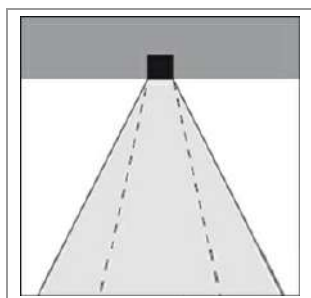
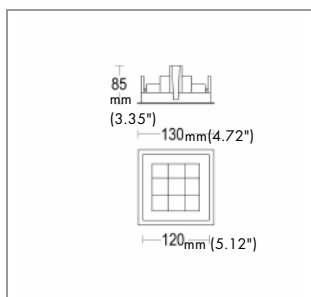

Description:	1 x 9.5 W LED 3000 K CRI>90 1 x 944 lm
Luminaire efficiency: [lm/W]	63.74
Fixture consumption:	11.18 W
Operation Range:	350 mA
Number of circuits:	1
Control gear:	350 mA not included
Driver positioning:	Remote / Recessed
Control gear type:	Electronic
Dimmer type:	Dim based on driver
Cable entry:	Nylon cable gland M12 Ø 3,5/7 mm
Daisy chain wiring:	External to the luminaire with IP68 connector available as an accessory
Cable type:	FR5FOEM7-AD8 2x0.5mm2
Cord length: [m]	0.5
Emergency:	Available upon request - not integrated into the luminaire
Ambient temperature operating range: [°C]	-20 °C ÷ +35 °C

### OPTICAL:

Beam angle: [°]	19° x 32°
Light distribution:	2 Axis symmetrical
Beam directionability:	Fixed optics
Glare index:	UGR < 16
Diffuser material:	Tempered glass 5mm
Diffuser finish:	Transparent - extra clear
Diffuser temperature: [°C]	< 50 °C
Optics:	Anti UV technopolymer lens
Secondary optics:	Black anti UV technopolymer reflector

### LIGHTING SOURCE:

Light source:	LED
Light source: [W]	9.5 W
Nominal LED emission: [Lm]	944 lm
Color temperature:	3000 K
Binning:	Step MacAdam 3
LED voltage range: [V]	27 V
Current:	350 mA
Luminaire emission [lm]	1 x 712
LED / Bulb:	Included
Color rendering index: Life	CRI>90
Time LED [t]:	60.000h - L80 - B10



H(m)	φ (m)	lux med. 3000 K	lux max. 3000 K
5	1.7	74	118
4	1.4	116	184
3	1.0	206	327
2	0.7	464	736
1	0.3	1855	2944



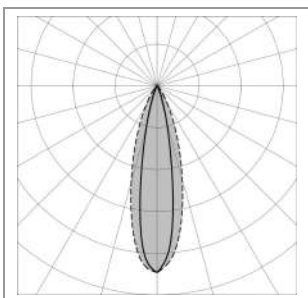
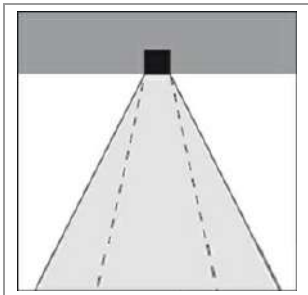
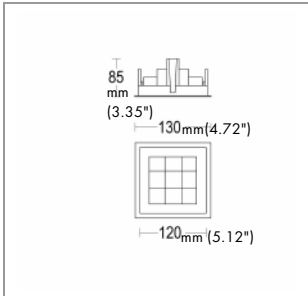

### FINISH OPTIONS:

#### Standard Colors

● .V1 White glass

● .V2 Black glass

### ACCESSORIES:



H(m)	φ (m)	lux med. 3000 K	lux max. 3000 K
5	1.7	74	118
4	1.4	116	184
3	1.0	206	327
2	0.7	464	736
1	0.3	1855	2944



Driver LED IP67  
Dimmable  
AC021.035



Accessory for installation  
Edge R SQ Trimless  
AC459



Emergency Kit 1h  
AC252-C



Emergency Kit 3h  
AC327-C



Accessory for installation  
Edge R SQ Frame  
AC457

sales@gordonbullard.com  
www.bullardbollards.com  
1-877-964-4646



991 South Gull Lake  
Dr Richland, MI  
49083 USA



### CONSTRUCTIVE & DIMENSIONAL:

Application field:	Porch, balconies & terraces, General lighting, Covered entrances & walkways
Gaskets:	Silicone gaskets
Construction material:	Extruded aluminum EN AW-6060 T5 high resistance to oxidation
External screws:	Stainless Steel A4
Length:	120mm(4.72")
Width:	120mm(4.72")
Cutout shape:	Square
Cutout length:	123mm(4.84")
Cutout width:	123mm(4.84")
Recessed depth:	85mm(3.35")

### ELECTRICAL:

### GH2000.LVYT400EC

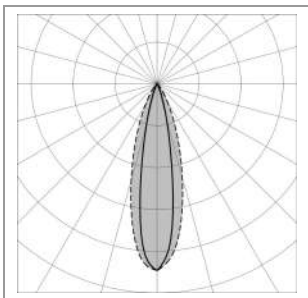
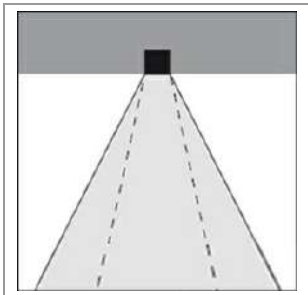
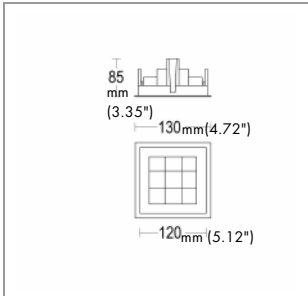

Description:	1 x 9.5 W LED 4000 K CRI>90 1 x 1047 lm
Luminaire efficiency: [lm/W]	70.7
Fixture consumption:	11.18 W
Operation Range:	350 mA
Number of circuits:	1
Control gear:	350 mA not included
Driver positioning:	Remote / Recessed
Control gear type:	Electronic
Dimmer type:	Dim based on driver
Cable entry:	Nylon cable gland M12 Ø 3,5/7 mm
Daisy chain wiring:	External to the luminaire with IP68 connector available as an accessory
Cable type:	FR5FOEM7-AD8 2x0.5mm2
Cord length: [m]	0.5
Emergency:	Available upon request - not integrated into the luminaire
Ambient temperature operating range: [°C]	-20 °C ÷ +35 °C

### OPTICAL:

Beam angle: [°]	19° x 32°
Light distribution:	2 Axis symmetrical
Beam directionability:	Fixed optics
Glare index:	UGR < 16
Diffuser material:	Tempered glass 5mm
Diffuser finish:	Transparent - extra clear
Diffuser temperature: [°C]	< 50 °C
Optics:	Anti UV technopolymer lens
Secondary optics:	Black anti UV technopolymer reflector

### LIGHTING SOURCE:

Light source:	LED
Light source: [W]	9.5 W
Nominal LED emission: [Lm]	1047 lm
Color temperature:	4000 K
Binning:	Step MacAdam 3
LED voltage range: [V]	27 V
Current:	350 mA
Luminaire emission [lm]	1 x 790
LED / Bulb:	Included
Color rendering index: Life	CRI>90
Time LED [t]:	60.000h - L80 - B10



H(m)	φ (m)	lux med. 4000 K	lux max. 4000 K
5	1.7	82	131
4	1.4	129	204
3	1.0	229	363
2	0.7	514	816
1	0.3	2058	3266





### FINISH OPTIONS:

#### Standard Colors

● .V1 White glass

● .V2 Black glass

### ACCESSORIES:



Driver LED IP67  
Dimmable  
AC021.035



Accessory for installation  
Edge R SQ Trimless  
AC459



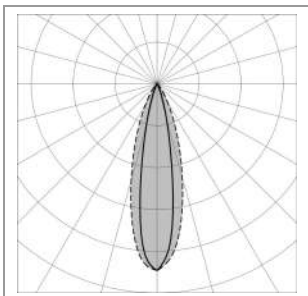
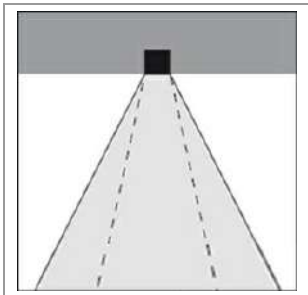
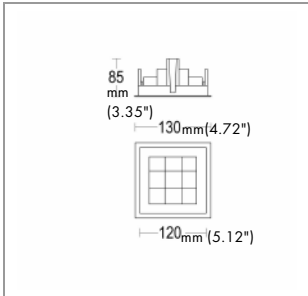

Emergency Kit 1h  
AC252-C



Emergency Kit 3h  
AC327-C



Accessory for installation  
Edge R SQ Frame  
AC457



H(m)	φ (m)	lux med. 4000 K	lux max. 4000 K
5	1.7	82	131
4	1.4	129	204
3	1.0	229	363
2	0.7	514	816
1	0.3	2058	3266



sales@gordonbullard.com  
www.bullardbollards.com  
1-877-964-4646



991 South Gull Lake  
Dr Richland, MI  
49083 USA