



CONSTRUCTIVE & DIMENSIONAL:

Application field:	Porch, balconies & terraces, General lighting, Covered entrances & walkways
Gaskets:	Silicone gaskets
Construction material:	Extruded aluminum EN AW-6060 T5 high resistance to oxidation
External screws:	Stainless Steel A4
Length:	120mm(4.72")
Width:	120mm(4.72")
Cutout shape:	Square
Cutout length:	123mm(4.84")
Cutout width:	123mm(4.84")
Recessed depth:	85mm(3.35")

ELECTRICAL:

GH2000.BUYT300EC

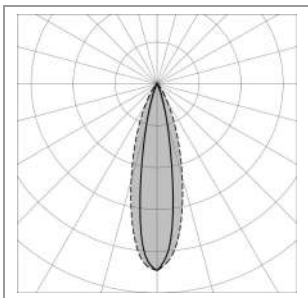
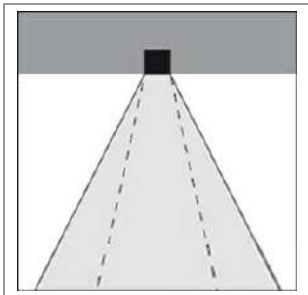
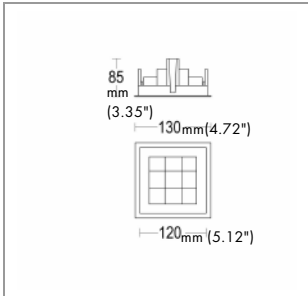

Description:	1 x 19 W LED 3000 K CRI>90 1 x 1768 lm
Luminaire efficiency: [lm/W]	59.7
Fixture consumption:	22.35 W
Operation Range:	700 mA
Number of circuits:	1
Control gear:	700 mA not included
Driver positioning:	Remote / Recessed
Control gear type:	Electronic
Dimmer type:	Dim based on driver
Cable entry:	Nylon cable gland M12 Ø 3,5/7 mm
Daisy chain wiring:	External to the luminaire with IP68 connector available as an accessory
Cable type:	FR5FOEM7-AD8 2x0.5mm2
Cord length: [m]	0.5
Emergency:	Available upon request - not integrated into the luminaire
Ambient temperature operating range: [°C]	-20 °C ÷ +35 °C

OPTICAL:

Beam angle: [°]	19° x 32°
Light distribution:	2 Axis symmetrical
Beam directionability:	Fixed optics
Glare index:	UGR < 16
Diffuser material:	Tempered glass 5mm
Diffuser finish:	Transparent - extra clear
Diffuser temperature: [°C]	< 50 °C
Optics:	Anti UV technopolymer lens
Secondary optics:	Black anti UV technopolymer reflector

LIGHTING SOURCE:

Light source:	LED
Light source: [W]	19W
Nominal LED emission: [Lm]	1768 lm
Color temperature:	3000 K
Binning:	Step MacAdam 3
LED voltage range: [V]	27 V
Current:	700 mA
Luminaire emission [lm]	1 x 1334
LED / Bulb:	Included
Color rendering index: Life	CRI>90
Time LED [t]:	60.000h - L80 - B10



H(m)	φ (m)	lux med. 3000 K	lux max. 3000 K
5	1.7	139	221
4	1.4	217	345
3	1.0	386	613
2	0.7	869	1379
1	0.3	3475	5514



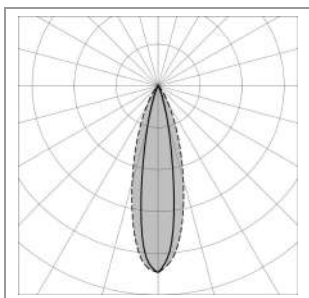
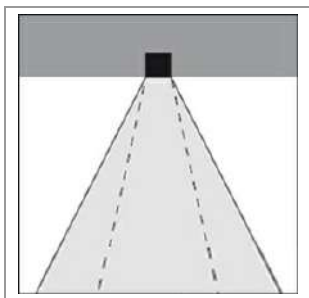
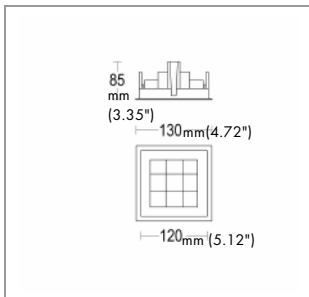

FINISH OPTIONS:

Standard Colors

● .V1 White glass

● .V2 Black glass

ACCESSORIES:



H(m)	ϕ (m)	lux med. 3000 K	lux max. 3000 K
5	1.7	139	221
4	1.4	217	345
3	1.0	386	613
2	0.7	869	1379
1	0.3	3475	5514



Driver LED IP67
Dimmable
AC021.035



Accessory for installation
Edge R SQ Trimless
AC459



Emergency Kit 1h
AC252-C



Emergency Kit 3h
AC327-C



Accessory for installation
Edge R SQ Frame
AC457

sales@gordonbullard.com
www.bullardbollards.com
1-877-964-4646



991 South Gull Lake
Dr Richland, MI
49083 USA



CONSTRUCTIVE & DIMENSIONAL:

Application field:	Porch, balconies & terraces, General lighting, Covered entrances & walkways
Gaskets:	Silicone gaskets
Construction material:	Extruded aluminum EN AW-6060 T5 high resistance to oxidation
External screws:	Stainless Steel A4
Length:	120mm(4.72")
Width:	120mm(4.72")
Cutout shape:	Square
Cutout length:	123mm(4.84")
Cutout width:	123mm(4.84")
Recessed depth:	85mm(3.35")

ELECTRICAL:

GH2000.BUYT400EC

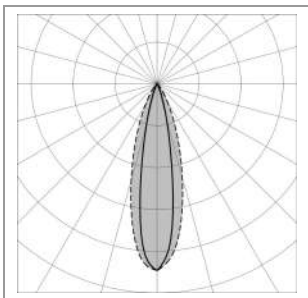
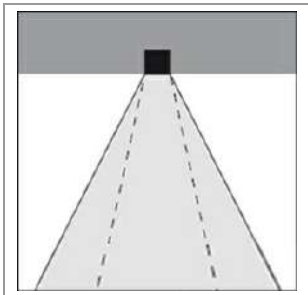
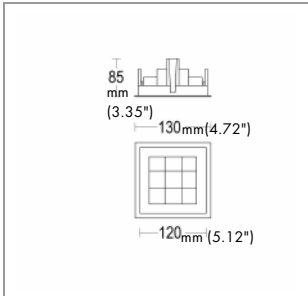

Description:	1 x 19 W LED 4000 K CRI>90 1 x 1962 lm
Luminaire efficiency: [lm/W]	66.2
Fixture consumption:	22.35 W
Operation Range:	700 mA
Number of circuits:	1
Control gear:	700 mA not included
Driver positioning:	Remote / Recessed
Control gear type:	Electronic
Dimmer type:	Dim based on driver
Cable entry:	Nylon cable gland M12 Ø 3,5/7 mm
Daisy chain wiring:	External to the luminaire with IP68 connector available as an accessory FR5FOEM7-AD8 2x0.5mm2
Cable type:	
Cord length: [m]	0.5
Emergency:	Available upon request - not integrated into the luminaire
Ambient temperature operating range: [°C]	-20 °C ÷ +35 °C

OPTICAL:

Beam angle: [°]	19° x 32°
Light distribution:	2 Axis symmetrical
Beam directionability:	Fixed optics
Glare index:	UGR < 16
Diffuser material:	Tempered glass 5mm
Diffuser finish:	Transparent - extra clear
Diffuser temperature: [°C]	< 50 °C
Optics:	Anti UV technopolymer lens
Secondary optics:	Black anti UV technopolymer reflector

LIGHTING SOURCE:

Light source:	LED
Light source: [W]	19 W
Nominal LED emission: [Lm]	1962 lm
Color temperature:	4000 K
Binning:	Step MacAdam 3
LED voltage range: [V]	27 V
Current:	700 mA
Luminaire emission [lm]	1 x 1481
LED / Bulb:	Included
Color rendering index: Life	CRI>90
Time LED [t]:	60.000h - L80 - B10



H(m)	φ (m)	lux med. 4000 K	lux max. 4000 K
5	1.7	154	245
4	1.4	241	382
3	1.0	428	680
2	0.7	964	1530
1	0.3	3856	6120



sales@gordonbullard.com
www.bullardbollards.com
1-877-964-4646



991 South Gull Lake
Dr Richland, MI
49083 USA



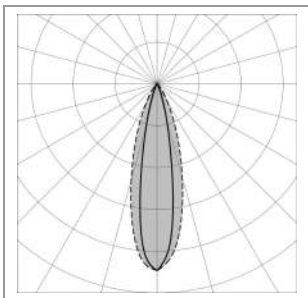
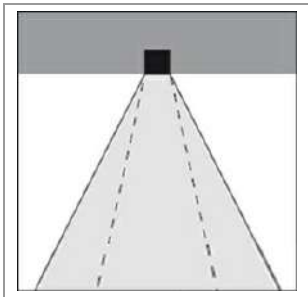
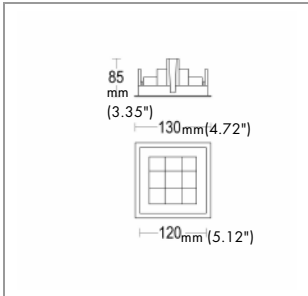

FINISH OPTIONS:

Standard Colors

● .V1 White glass

● .V2 Black glass

ACCESSORIES:



H(m)	φ (m)	lux med. 4000 K	lux max. 4000 K
5	1.7	154	245
4	1.4	241	382
3	1.0	428	680
2	0.7	964	1530
1	0.3	3856	6120



Driver LED IP67 Dimmable AC021.035



Accessory for installation Edge R SQ Trimless AC459



Emergency Kit 1h AC252-C



Emergency Kit 3h AC327-C



Accessory for installation Edge R SQ Frame AC457

sales@gordonbullard.com
www.bullardbollards.com
1-877-964-4646



991 South Gull Lake
Dr Richland, MI
49083 USA