



CONSTRUCTIVE & DIMENSIONAL:

Application field:	Porch, balconies & terraces, General lighting, Covered entrances & walkways
Gaskets:	Silicone gaskets
Construction material:	Extruded aluminum EN AW-6060 T5 high resistance to oxidation
External screws:	Stainless Steel A4
Length:	120mm(4.72")
Width:	120mm(4.72")
Cutout shape:	Square
Cutout length:	123mm(4.84")
Cutout width:	123mm(4.84")
Recessed depth:	85mm(3.35")

ELECTRICAL:

GH2000.LVHT300EC

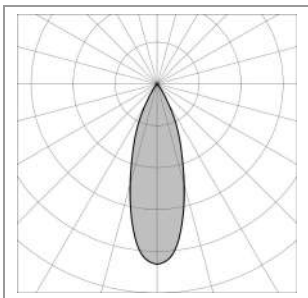
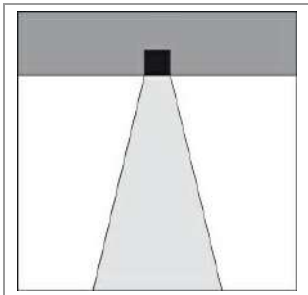
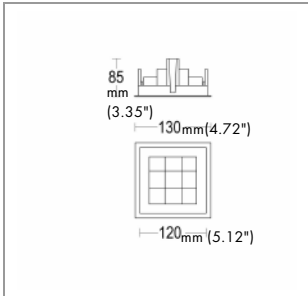

Description:	1 x 9.5 W LED 3000 K CRI>90 1 x 944 lm
Luminaire efficiency: [lm/W]	71.84
Fixture consumption:	11.18 W
Operation Range:	350 mA
Number of circuits:	1
Control gear:	350 mA not included
Driver positioning:	Remote / Recessed
Control gear type:	Electronic
Dimmer type:	Dim based on driver
Cable entry:	Nylon cable gland M12 Ø 3,5/7 mm
Daisy chain wiring:	External to the luminaire with IP68 connector available as an accessory
Cable type:	FR5FOEM7-AD8 2x0.5mm2
Cord length: [m]	0.5
Emergency:	Available upon request - not integrated into the luminaire
Ambient temperature operating range: [°C]	-20 °C ÷ +35 °C

OPTICAL:

Beam angle: [°]	37°
Light distribution:	Symmetrical medium flood (15° - 45°)
Beam directionability:	Fixed optics
Glare index:	UGR < 16
Diffuser material:	Tempered glass 5mm
Diffuser finish:	Transparent - extra clear
Diffuser temperature: [°C]	< 50 °C
Optics:	Reflector in anti-UV technopolymer with super pure aluminum metallization
Secondary optics:	Black anti UV technopolymer reflector

LIGHTING SOURCE:

Light source:	LED
Light source: [W]	9.5 W
Nominal LED emission: [Lm]	944 lm
Color temperature:	3000 K
Binning:	Step MacAdam 3
LED voltage range: [V]	27 V
Current:	350 mA
Luminaire emission [lm]	1 x 803
LED / Bulb:	Included
Color rendering index: Life	CRI>90
Time LED [t]:	60.000h - L80 - B10



H(m)	φ (m)	lux med. 3000 K	lux max. 3000 K
5	3.0	49	82
4	2.4	77	127
3	1.8	137	226
2	1.2	308	509
1	0.6	1234	2038





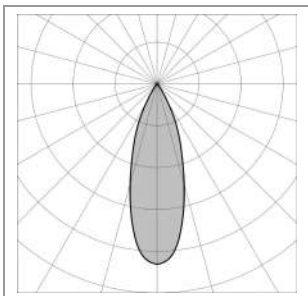
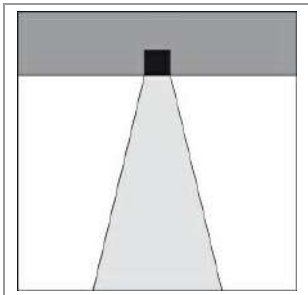
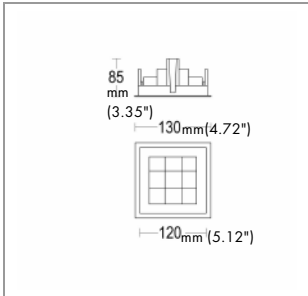

FINISH OPTIONS:

Standard Colors

● .V1 White glass

● .V2 Black glass

ACCESSORIES:



H(m)	φ (m)	lux med. 3000 K	lux max. 3000 K
5	3.0	49	82
4	2.4	77	127
3	1.8	137	226
2	1.2	308	509
1	0.6	1234	2038



Driver LED IP67
Dimmable
AC021.035



Accessory for installation
Edge R SQ Trimless
AC459



Emergency Kit 1h
AC252-C



Emergency Kit 3h
AC327-C



Accessory for installation
Edge R SQ Frame
AC457

sales@gordonbullard.com
www.bullardbollards.com
1-877-964-4646



991 South Gull Lake
Dr Richland, MI
49083 USA



CONSTRUCTIVE & DIMENSIONAL:

Application field:	Porch, balconies & terraces, General lighting, Covered entrances & walkways
Gaskets:	Silicone gaskets
Construction material:	Extruded aluminum EN AW-6060 T5 high resistance to oxidation
External screws:	Stainless Steel A4
Length:	120mm(4.72")
Width:	120mm(4.72")
Cutout shape:	Square
Cutout length:	123mm(4.84")
Cutout width:	123mm(4.84")
Recessed depth:	85mm(3.35")

ELECTRICAL:

GH2000.LVHT400EC

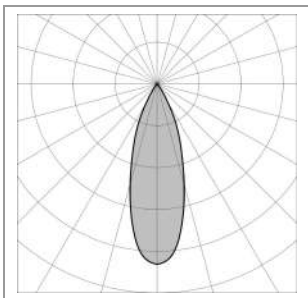
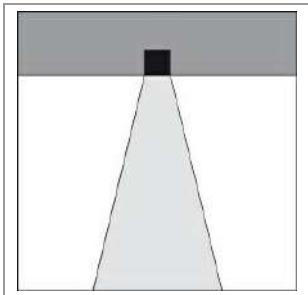
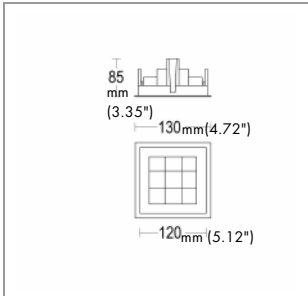

Description:	1 x 9.5 W LED 4000 K CRI>90 1 x 1047 lm
Luminaire efficiency: [lm/W]	79.67
Fixture consumption:	11.18 W
Operation Range:	350 mA
Number of circuits:	1
Control gear:	350 mA not included
Driver positioning:	Remote / Recessed
Control gear type:	Electronic
Dimmer type:	Dim based on driver
Cable entry:	Nylon cable gland M12 Ø 3,5/7 mm
Daisy chain wiring:	External to the luminaire with IP68 connector available as an accessory
Cable type:	FR5FOEM7-AD8 2x0.5mm2
Cord length: [m]	0.5
Emergency:	Available upon request - not integrated into the luminaire
Ambient temperature operating range: [°C]	-20 °C ÷ +35 °C

OPTICAL:

Beam angle: [°]	37°
Light distribution:	Symmetrical medium flood (15° - 45°)
Beam directionability:	Fixed optics
Glare index:	UGR < 16
Diffuser material:	Tempered glass 5mm
Diffuser finish:	Transparent - extra clear
Diffuser temperature: [°C]	< 50 °C
Optics:	Reflector in anti-UV technopolymer with super pure aluminum metallization
Secondary optics:	Black anti UV technopolymer reflector

LIGHTING SOURCE:

Light source:	LED
Light source: [W]	9.5 W
Nominal LED emission: [Lm]	1047 lm
Color temperature:	4000 K
Binning:	Step MacAdam 3
LED voltage range: [V]	27 V
Current:	350 mA
Luminaire emission [lm]	1 x 890
LED / Bulb:	Included
Color rendering index: Life	CRI>90
Time LED [t]:	60.000h - L80 - B10



H(m)	φ (m)	lux med. 4000 K	lux max. 4000 K
5	3.0	55	90
4	2.4	86	141
3	1.8	152	251
2	1.2	342	565
1	0.6	1368	2260



sales@gordonbullard.com
www.bullardbollards.com
1-877-964-4646



991 South Gull Lake
Dr Richland, MI
49083 USA



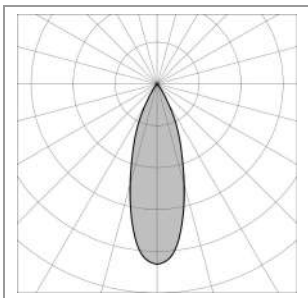
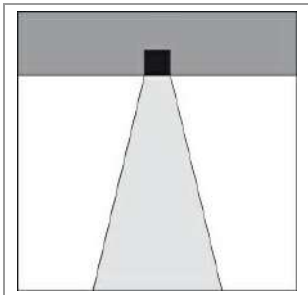
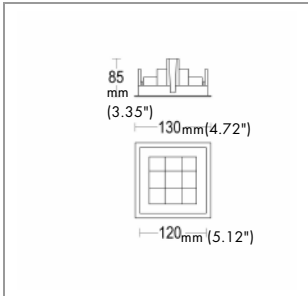

FINISH OPTIONS:

Standard Colors

● .V1 White glass

● .V2 Black glass

ACCESSORIES:



H(m)	φ(m)	lux med. 4000 K	lux max. 4000 K
5	3.0	55	90
4	2.4	86	141
3	1.8	152	251
2	1.2	342	565
1	0.6	1368	2260



Driver LED IP67
Dimmable
AC021.035



Accessory for installation
Edge R SQ Trimless
AC459



Emergency Kit 1h
AC252-C



Emergency Kit 3h
AC327-C



Accessory for installation
Edge R SQ Frame
AC457

sales@gordonbullard.com
www.bullardbollards.com
1-877-964-4646



991 South Gull Lake
Dr Richland, MI
49083 USA