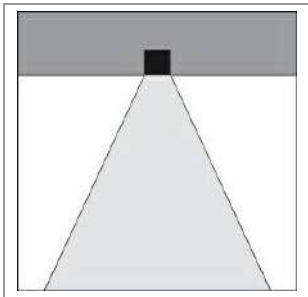
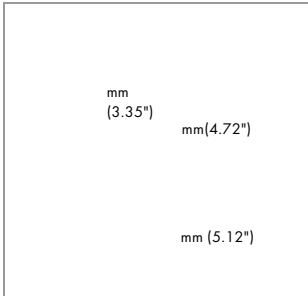





CONSTRUCTIVE & DIMENSIONAL:

Application field:	Porch, balconies & terraces, General lighting, Covered entrances & walkways
Gaskets:	Silicone gaskets
Construction material:	Extruded aluminum EN AW-6060 T5 high resistance to oxidation
External screws:	Stainless Steel A4
Length:	117mm(4.61")
Width:	117mm(4.61")
Cutout shape:	Square
Recessed depth:	92mm(3.62")



H(m)	φ(m)	lux med. 3000 K	lux max. 3000 K
5	4.7	35	63
4	3.7	55	99
3	2.8	98	175
2	1.9	220	394
1	0.9	881	1578



ELECTRICAL:

GH2002.BRPT300EN

Description:	1 x 13.5 W LED 3000 K CRI>90 1 x 1312 lm
Luminaire efficiency: [lm/W]	62.39
Fixture consumption:	15.88 W
Operation Range:	110-277V - 50/60 Hz
Number of circuits:	1
Driver positioning:	Integral
Control gear type:	Electronic
Cable entry:	Nylon cable gland M12 Ø 3,5/7 mm
Daisy chain wiring:	External to the luminaire with IP68 connector available as an accessory
Cable type:	FR5FOEM7-AD8 2x0.5mm2
Cord length: [m]	0.5
Emergency:	Available upon request - not integrated into the luminaire
Ambient temperature operating range: [°C]	-20 °C ÷ +35 °C

OPTICAL:

Beam angle: [°]	50°
Light distribution:	Symmetrical wide beam (45° - 125°)
Beam directionability:	Fixed optics
Glare index:	UGR < 16
Diffuser material:	Tempered glass 5mm
Diffuser finish:	Transparent - extra clear
Diffuser temperature: [°C]	< 50 °C
Optics:	Reflector in anti-UV technopolymer with super pure aluminum metallization
Secondary optics:	Black anti UV technopolymer reflector

LIGHTING SOURCE,

Light source:	LED
Light source: [W]	13.5 W
Nominal LED emission: [Lm]	1312 lm
Color temperature:	3000 K
Binning:	Step MacAdam 3
LED voltage range: [V]	27 V
Current:	500 mA
Luminaire emission [lm]	1 x 991
LED / Bulb:	Included
Color rendering index: Life	CRI>90
Time LED [t]:	60.000h - L80 - B10





FINISH OPTIONS:

Standard Colors

● .V1 White glass

● .V2 Black glass

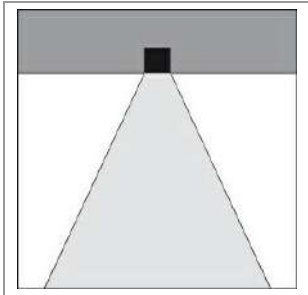
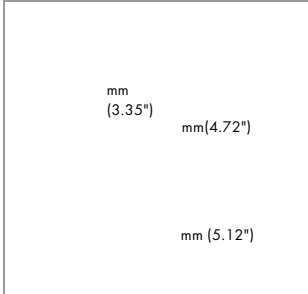

ACCESSORIES:



Accessory for installation
Edge R SQ Frame
AC457



Accessory for installation
Edge R SQ Trimless
AC459



H(m)	ϕ (m)	lux med. 3000 K	lux max. 3000 K
5	4.7	35	63
4	3.7	55	99
3	2.8	98	175
2	1.9	220	394
1	0.9	881	1578



sales@gordonbullard.com
www.bullardbollards.com
1-877-964-4646

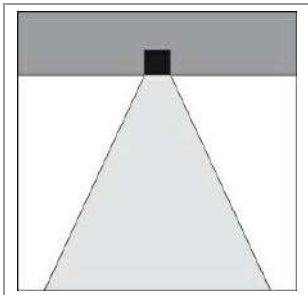
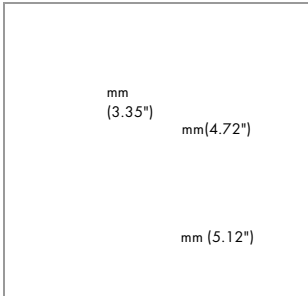



991 South Gull Lake
Dr Richland, MI
49083 USA



CONSTRUCTIVE & DIMENSIONAL:

Application field:	Porch, balconies & terraces, General lighting, Covered entrances & walkways
Gaskets:	Silicone gaskets
Construction material:	Extruded aluminum EN AW-6060 T5 high resistance to oxidation
External screws:	Stainless Steel A4
Length:	117mm(4.61")
Width:	117mm(4.61")
Cutout shape:	Square
Recessed depth:	92mm(3.62")



ELECTRICAL:

GH2002.BRPT400EN

Description:	1 x 13.5 W LED 4000 K CRI>90 1 x 1455 lm
Luminaire efficiency: [lm/W]	69.18
Fixture consumption:	15.88 W
Operation Range:	110-277V - 50/60 Hz
Number of circuits:	1
Driver positioning:	Integral
Control gear type:	Electronic
Cable entry:	Nylon cable gland M12 Ø 3,5/7 mm
Daisy chain wiring:	External to the luminaire with IP68 connector available as an accessory
Cable type:	FR5FOEM7-AD8 2x0.5mm2
Cord length: [m]	0.5
Emergency:	Available upon request - not integrated into the luminaire
Ambient temperature operating range: [°C]	-20 °C ÷ +35 °C

OPTICAL:

Beam angle: [°]	50°
Light distribution:	Symmetrical wide beam (45° - 125°)
Beam directionability:	Fixed optics
Glare index:	UGR < 16
Diffuser material:	Tempered glass 5mm
Diffuser finish:	Transparent - extra clear
Diffuser temperature: [°C]	< 50 °C
Optics:	Reflector in anti-UV technopolymer with super pure aluminum metallization
Secondary optics:	Black anti UV technopolymer reflector

LIGHTING SOURCE,

Light source:	LED
Light source: [W]	13.5 W
Nominal LED emission: [Lm]	1455 lm
Color temperature:	4000 K
Binning:	Step MacAdam 3
LED voltage range: [V]	27 V
Current:	500mA
Luminaire emission [lm]	1 x 1099
LED / Bulb:	Included
Color rendering index: Life	CRI>90
Time LED [t]:	60.000h - L80 - B10

H(m)	φ (m)	lux	
		med. 4000 K	max. 4000 K
5	4.7	39	70
4	3.7	61	109
3	2.8	109	194
2	1.9	244	437
1	0.9	977	1750





FINISH OPTIONS:

Standard Colors

● .V1 White glass

● .V2 Black glass

ACCESSORIES:



Driver LED IP67
Dimmable
AC021.035



Accessory for installation
Edge R SQ Trimless
AC459



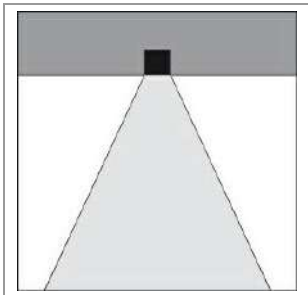
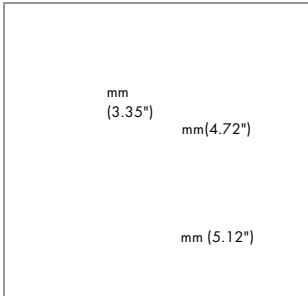

Emergency Kit 1h
AC252-C



Emergency Kit 3h
AC327-C



Accessory for installation
Edge R SQ Frame
AC457



H(m)	φ (m)	lux med. 3000 K	lux max. 3000 K
5	4.7	35	63
4	3.7	55	99
3	2.8	98	175
2	1.9	220	394
1	0.9	881	1578



sales@gordonbullard.com
www.bullardbollards.com
1-877-964-4646



991 South Gull Lake
Dr Richland, MI
49083 USA