



CONSTRUCTIVE & DIMENSIONAL:

Application field:	Porch, balconies & terraces, General lighting, Covered entrances & walkways
Gaskets:	Silicone gaskets
Construction material:	Extruded aluminum EN AW-6060 T5 high resistance to oxidation
External screws:	Stainless Steel A4
Length:	180mm(7.08")
Width:	180mm(7.08")
Cutout shape:	Square
Cutout length:	190mm(7.48")
Cutout width:	190mm(7.48")
Recessed depth:	90mm(3.54")

ELECTRICAL:

GH2001.FGPT300EC

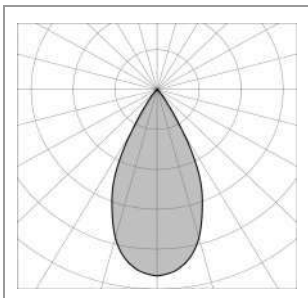
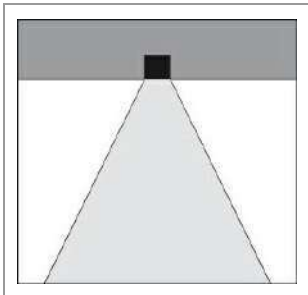
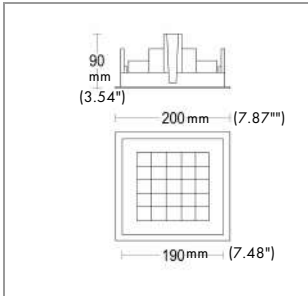

Description:	1 x 21 W LED 3000 K CRI>90 1 x 2097 lm
Luminaire efficiency: [lm/W]	65
Fixture consumption:	23.86 W
Operation Range:	700 mA
Number of circuits:	1
Control gear:	700 mA not included
Driver positioning:	Remote / Recessed
Control gear type:	Electronic
Dimmer type:	Dim based on driver
Cable entry:	Nylon cable gland M12 Ø 3,5/7 mm
Daisy chain wiring:	External to the luminaire with IP68 connector available as an accessory
Cable type:	FR5FOEM7-AD8 2x0.5mm2
Cord length: [m]	0.5
Ambient temperature operating range: [°C]	-20 °C ÷ +35 °C

OPTICAL:

Beam angle: [°]	50°
Light distribution:	Symmetrical wide beam (45° - 125°)
Beam directionability:	Fixed optics
Glare index:	UGR < 16
Diffuser material:	Tempered glass 6mm
Diffuser finish:	Transparent - extra clear
Diffuser temperature: [°C]	< 50 °C
Optics:	Reflector in anti-UV technopolymer with super pure aluminum metallization
Secondary optics:	Black anti UV technopolymer reflector

LIGHTING SOURCE,

Light source:	LED
Light source: [W]	21W
Nominal LED emission: [Lm]	2097 lm
Color temperature:	3000 K
Binning:	Step MacAdam 3
LED voltage range: [V]	27 V
Courrent:	700 mA
Luminaire emission [lm]	1 x 1551
LED / Bulb:	Included
Color rendering index: Life	CRI90
Time LED [t]:	60.000h - L80 - B10



H(m)	φ(m)	lux med. 3000 K	lux max. 3000 K
5	4.7	54	98
4	3.8	85	153
3	2.8	151	272
2	1.9	340	612
1	0.9	1359	2447



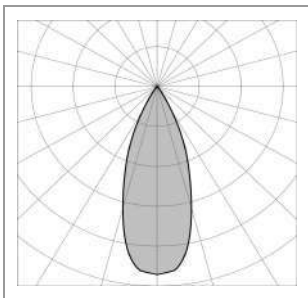
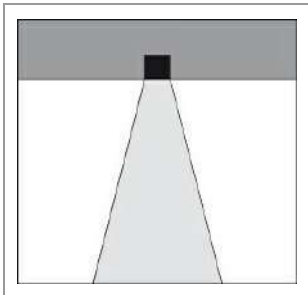
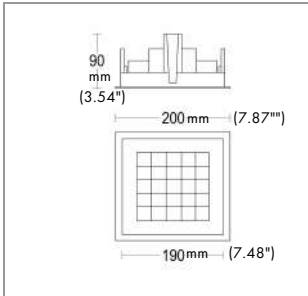



FINISH OPTIONS:

Standard Colors

- .V2 Black glass

ACCESSORIES:



Driver LED IP67
Dimmable
AC021.035



Accessory for installation
MaxiEdge SQ RF
AC458



Accessory for installation
MaxiEdge R SQ Trimless
AC460

H(m)	φ (m)	lux med. 3000 K	lux max. 3000 K
5	3.5	96	158
4	2.8	150	247
3	2.1	266	439
2	1.4	598	988
1	0.7	2392	3951



sales@gordonbullard.com
www.bullardbollards.com
1-877-964-4646



991 South Gull Lake
Dr Richland, MI
49083 USA



CONSTRUCTIVE & DIMENSIONAL:

Application field:	Porch, balconies & terraces, General lighting, Covered entrances & walkways
Gaskets:	Silicone gaskets
Construction material:	Extruded aluminum EN AW-6060 T5 high resistance to oxidation
External screws:	Stainless Steel A4
Length:	180mm(7.08")
Width:	180mm(7.08")
Cutout shape:	Square
Cutout length:	190mm(7.48")
Cutout width:	190mm(7.48")
Recessed depth:	90mm(3.54")

ELECTRICAL:

GH2001.FGPT400EC

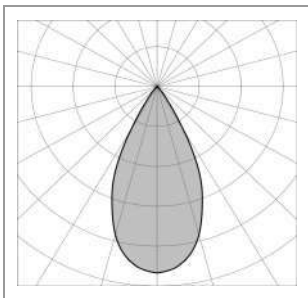
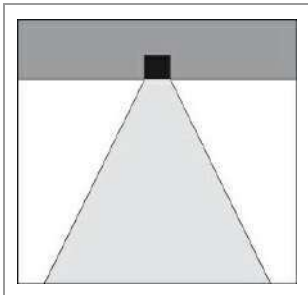
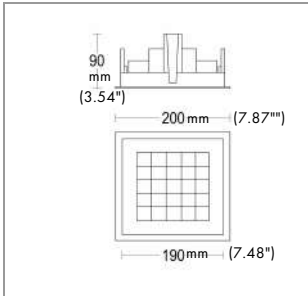

Description:	1 x 21 W LED 4000 K CRI>90 1 x 2326 lm
Luminaire efficiency: [lm/W]	72.1
Fixture consumption:	22.35 W
Operation Range:	700 mA
Number of circuits:	1
Control gear:	700 mA not included
Driver positioning:	Remote / Recessed
Control gear type:	Electronic
Dimmer type:	Dim based on driver
Cable entry:	Nylon cable gland M12 Ø 3,5/7 mm
Daisy chain wiring:	External to the luminaire with IP68 connector available as an accessory
Cable type:	FR5FOEM7-AD8 2x0.5mm2
Cord length: [m]	
Ambient temperature operating range: [°C]	0.5 -20 °C ÷ +35 °C

OPTICAL:

Beam angle: [°]	50°
Light distribution:	Symmetrical wide beam (45° - 125°)
Beam directionability:	Fixed optics
Glare index:	UGR < 16
Diffuser material:	Tempered glass 6mm
Diffuser finish:	Transparent - extra clear
Diffuser temperature: [°C]	< 50 °C
Optics:	Reflector in anti-UV technopolymer with super pure aluminum metallization
Secondary optics:	Black anti UV technopolymer reflector

LIGHTING SOURCE,

Light source:	LED
Light source: [W]	21 W
Nominal LED emission: [Lm]	2326 lm
Color temperature:	4000 K
Binning:	Step MacAdam 3
LED voltage range: [V]	30V
Current:	700 mA
Luminaire emission [lm]	1 x 1720
LED / Bulb:	Included
Color rendering index: Life	CRI>90
Time LED [t]:	60.000h - L80 - B10



H(m)	φ (m)	lux med. 4000 K	lux max. 4000 K
5	4.7	60	109
4	3.8	94	170
3	2.8	168	302
2	1.9	377	679
1	0.9	1508	2714



sales@gordonbullard.com
www.bullardbollards.com
1-877-964-4646



991 South Gull Lake
Dr Richland, MI
49083 USA

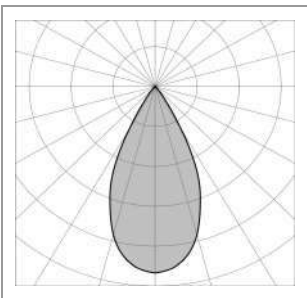
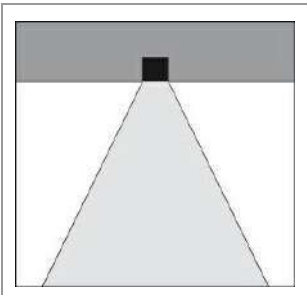
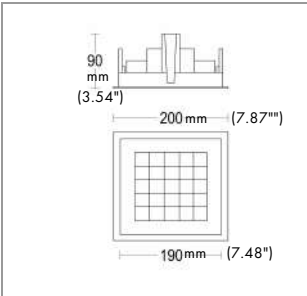



FINISH OPTIONS:

Standard Colors

- .V2 Black glass

ACCESSORIES:



H(m)	φ (m)	lux med. 4000 K	lux max. 4000 K
5	4.7	60	109
4	3.8	94	170
3	2.8	168	302
2	1.9	377	679
1	0.9	1508	2714



Driver LED IP67
Dimmable
AC021.035



Accessory for installation
MaxiEdge SQ RF
AC458



Accessory for installation
MaxiEdge R SQ Trimless
AC460

sales@gordonbullard.com
www.bullardbollards.com
1-877-964-4646



991 South Gull Lake
Dr Richland, MI
49083 USA