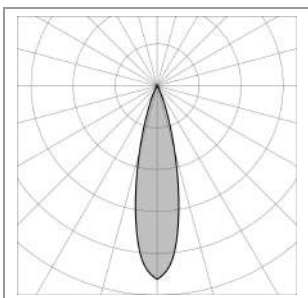
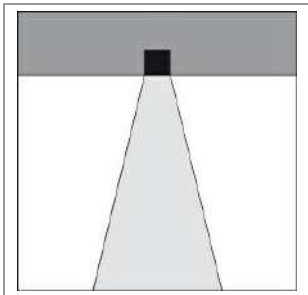
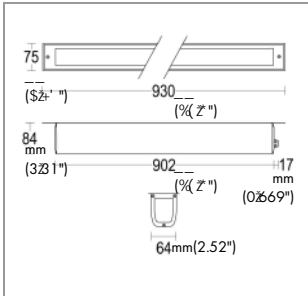





### CONSTRUCTIVE & DIMENSIONAL:



H(m)	φ (m)	lux med. 3000 K	lux max. 3000 K
5	2.2	245	389
4	1.8	382	608
3	1.3	679	1080
2	0.9	1528	2430
1	0.4	6113	9722

Application field:	Series of linear fixtures to be recessed in the ceiling with very low recess depth characterized by high level of visual comfort.
Gaskets:	Silicone gaskets
Construction material:	Stainless steel AISI 316L, Extruded aluminum EN AW-6060 T5 high resistance to oxidation, Die-cast aluminum EN AB 44100 highly resistant to oxidation
External screws:	Stainless steel A4-70 treated with highly antioxidant water-repellent lubricating solution
Length:	930mm(36.8")
Width:	75mm(2.95")
Height / Projection:	3mm(0.118")
Cutout shape:	Rectangular
Cutout length:	980mm(38.6")
Cutout width:	71mm(2.80")
Recessed depth:	90mm(3.54")
Rough in housing:	Polypropylene to be ordered separately
Drainage:	300mm(11.8") of gravel or draining material. Alternatively, draining piping system.
Static load:	500KG

### ELECTRICAL:

### GH1082.ELMT300EN

Description:	1 x 27 W LED 3000 K CRI>90 1 x 2628 lm
Luminaire efficiency: [lm/W]	71
Fixture consumption:	30.68 W
Operation Range:	110-277V - 50/60 Hz
Number of circuits:	1
Driver positioning:	Integral
Control gear type:	Electronic
Dimmer type:	DALI on request
Cable entry:	Nylon cable gland M20 Ø 7/13 mm
Daisy chain wiring:	External to the luminaire with IP68 connector available as an accessory
Cable type:	H07RN8-F 3x1mm <sup>2</sup>
Cord length: [m]	0.5
Water-Lock system:	Included
Ambient temperature operating range: [°C]	-20 °C ÷ +35 °C

### OPTICAL:

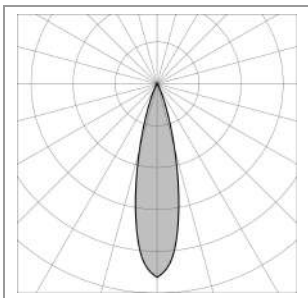
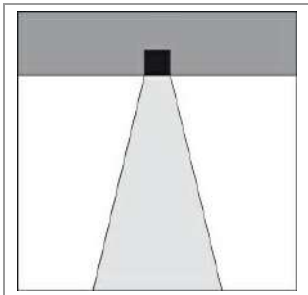
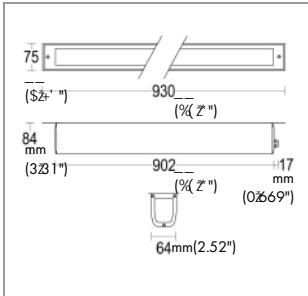

Beam angle: [°]	25°
Light distribution:	Symmetrical medium flood (15° - 45°)
Beam directionability:	Fixed optics
Diffuser material:	Tempered glass 8mm
Diffuser finish:	Transparent - extra clear
Diffuser temperature: [°C]	< 40 °C
Optics:	Anti UV technopolymer lens



sales@gordonbullard.com  
www.bullardbollards.com  
1-877-964-4646



991 South Gull Lake  
Dr Richland, MI  
49083 USA



H(m)	φ (m)	lux med. 3000 K	lux max. 3000 K
5	2.2	245	389
4	1.8	382	608
3	1.3	679	1080
2	0.9	1528	2430
1	0.4	6113	9722



### LIGHTING SOURCE,

Light source:	LED
Type of bulb or LED:	LED MODULE
Light source: [W]	27 W
Nominal LED emission: [Lm]	2628 lm
Color temperature:	3000 K
Binning:	Step MacAdam 3
LED voltage range: [V]	18V
Courrent:	500 mA
Luminaire emission [lm]	1 x 2178
LED / Bulb:	Included
Color rendering index:	CRI>90
Life Time LED [t]:	60.000h - L80 - B10

### FINISH OPTIONS:

- .15 Stainless steel

### ACCESSORIES:



IP 68 connector for through wiring 4P AC279



IP 68 fast connector 4P AC204



Rough-in housing Miniconfine 930mm AC605



Ceiling brackets AC573



DALI Optional ED-25

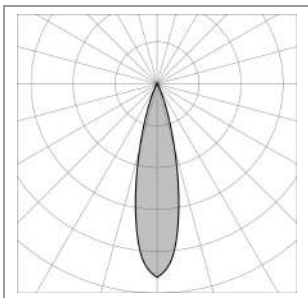
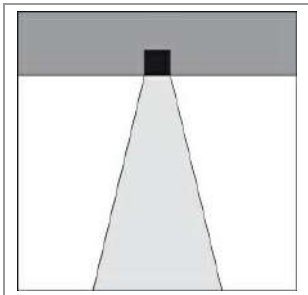
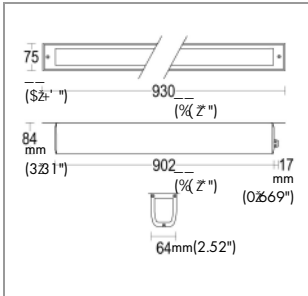

sales@gordonbullard.com  
www.bullardbollards.com  
1-877-964-4646



991 South Gull Lake  
Dr Richland, MI  
49083 USA



### CONSTRUCTIVE & DIMENSIONAL:



H(m)	φ (m)	lux med. 4000 K	lux max. 4000 K
5	2.2	271	431
4	1.8	424	674
3	1.3	754	1199
2	0.9	1696	2697
1	0.4	6783	10787

Application field:	Series of linear fixtures to be recessed in the ceiling with very low recess depth characterized by high level of visual comfort.
Gaskets:	Silicone gaskets
Construction material:	Stainless steel AISI 316L, Extruded aluminum EN AW-6060 T5 high resistance to oxidation, Die-cast aluminum EN AB 44100 highly resistant to oxidation
External screws:	Stainless steel A4-70 treated with highly antioxidant water-repellent lubricating solution
Length:	930mm(36.8")
Width:	75mm(2.95")
Height / Projection:	3mm(0.118")
Cutout shape:	Rectangular
Cutout length:	980mm(38.6")
Cutout width:	71mm(2.80")
Recessed depth:	90mm(3.54")
Rough in housing:	Polypropylene to be ordered separately
Drainage:	300mm(11.8") of gravel or draining material. Alternatively, draining piping system.
Static load:	500KG

### ELECTRICAL:

### GH1082.ELMT400EN

Description:	1 x 27 W LED 4000 K CRI>90 1 x 2916 lm
Luminaire efficiency: [lm/W]	78.78
Fixture consumption:	30.68 W
Operation Range:	110-277V - 50/60 Hz
Number of circuits:	1
Driver positioning:	Integral
Control gear type:	Electronic
Dimmer type:	DALI on request
Cable entry:	Nylon cable gland M20 Ø 7/13 mm
Daisy chain wiring:	External to the luminaire with IP68 connector available as an accessory
Cable type:	H07RN8-F 3x1mm <sup>2</sup>
Cord length: [m]	0.5
Water-Lock system:	Included
Ambient temperature operating range: [°C]	-20 °C ÷ +35 °C

### OPTICAL:

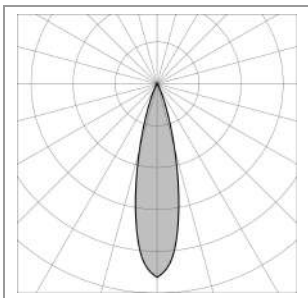
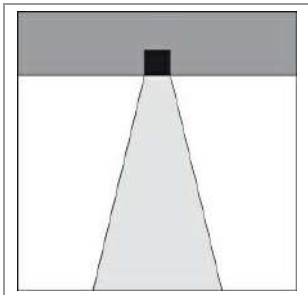
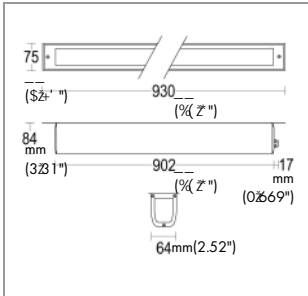

Beam angle: [°]	25°
Light distribution:	Symmetrical medium flood (15° - 45°)
Beam directionability:	Fixed optics
Diffuser material:	Tempered glass 8mm
Diffuser finish:	Transparent - extra clear
Diffuser temperature: [°C]	< 40 °C
Optics:	Anti UV technopolymer lens



sales@gordonbullard.com  
www.bullardbollards.com  
1-877-964-4646



991 South Gull Lake  
Dr Richland, MI  
49083 USA



H(m)	φ (m)	lux med. 4000 K	lux max. 4000 K
5	2.2	271	431
4	1.8	424	674
3	1.3	754	1199
2	0.9	1696	2697
1	0.4	6783	10787



### LIGHTING SOURCE,

Light source:	LED
Type of bulb or LED:	LED MODULE
Light source: [W]	27 W
Nominal LED emission: [Lm]	2916 lm
Color temperature:	4000 K
Binning:	Step MacAdam 3
LED voltage range: [V]	18V
Courrent:	500 mA
Luminaire emission [lm]	1 x 2417
LED / Bulb:	Included
Color rendering index:	CRI>90
Life Time LED [t]:	60.000h - L80 - B10

### FINISH OPTIONS:

.15 Stainless steel

### ACCESSORIES:



IP 68 connector for through wiring 4P AC279



IP 68 fast connector 4P AC204



Rough-in housing Miniconfine 930mm AC605



Ceiling brackets AC573



DALI Optional ED-25

sales@gordonbullard.com  
www.bullardbollards.com  
1-877-964-4646



991 South Gull Lake  
Dr Richland, MI  
49083 USA