

ITEM	HEIGHT	LIGHT SOURCE	INPUT VOLTAGE(V)	OPERATING CURRENT(MA)	CONSUMPTION(W)	LUMINANCE(LM)	IK
BB-D9AHL2434A-B	30cm(11.81")	24x0.2W NICHIA	110-277V	50	6.1	300	07
BB-D9AHM2434A-B	55cm(21.65")						
BB-D9AHH2434A-B	80cm(31.49")						

HOUSING T=60-80µm Adhesion of ISO class 1/ASTM class 4B 12#
Die-casting powder coated aluminum.

LIGHT WINDOW PMMA

LED SMD3030

LED DRIVER Constant Voltage Input, Constant Current Output

OPERATING TEMPERATURE -20 °C~40 °C

POWER CABLE Outside of luminaire
110-277V; H05RN-F 3x1.0mm², L=0.5m

BASE Flange base

DIMMING SUPPORT Triac PWM Available
1-10V Dali Customized

Modular Light Source and Power with IP-66



- 1 IP66 light source module pc cover IP66
- 2 built-in power module
- 3 IP67 cable gland

REGULAR PAINTING COLOR

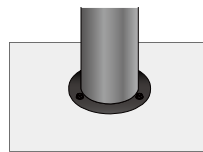
Basic Sanded Black RAL 9005

Secondary Dark Grey KAP 7037

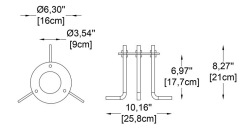
Light Sanded Grey RAL 7038

INSTALLATION BASE

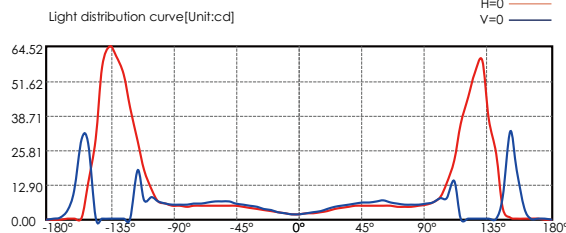
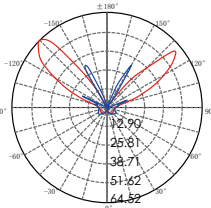
1. Flange Base(included)



2. Inground Base(option)



PHOTOMETRIC



Lux distance curve

Center Beam LUX	Beam Width V	H
0.51 LUX	0.0m	1.6m
0.13 LUX	0.0m	3.2m
0.06 LUX	0.0m	4.8m
0.03 LUX	0.0m	6.4m
0.02 LUX	0.0m	8.1m
0.01 LUX	0.0m	9.7m

Horiz. Spread: 43.9

sales@gordonbullard.com
www.bullardbollards.com
1-877-964-4646



991 South Gull Lake Dr
Richland, MI 49083
USA