

ITEM	HEIGHT(cm)	LIGHT SOURCE	INPUT VOLTAGE(V)	OPERATING CURRENT(MA)	CONSUMPTION(W)	LUMINANCE(LM)	IK
BB-B9ASL0166A-B	40cm(15.74")	1×6W NICHIA	110-277V	76	7.3	156	05
BB-B9ASM0166A-B	55cm(21.65")						
BB-B9ASH0166A-B	80cm(31.49")						

HOUSING T=60-80µm Adhesion of ISO class 1/ASTM class 4B 12#
Die-casting powder coated aluminum.

LIGHT WINDOW PMMA

LED SMD2835

LED DRIVER Constant Voltage Input, Constant Current Output

OPERATING TEMPERATURE 20°C~40°C

POWER Outside of luminaire
110-277V: H05RN-F 3×1.0mm², L=0.5m

CABLE Flange base

BASE Triac PWM Available

DIMMING SUPPORT 1-10V Dali Customized

Modular Light Source and Power with IP-66



- 1 IP66 light source module with pc cover IP66
- 2 built-in power module
- 3 IP67 cable gland

REGULAR PAINTING COLOR

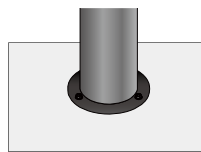
Basic
Sanded Black
RAL 9005

Secondary
Dark Grey
KAP 7037

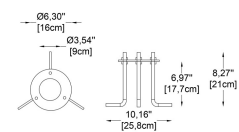
Light Sanded Grey
RAL 7038

INSTALLATION BASE

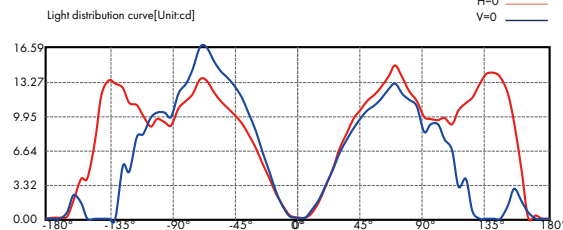
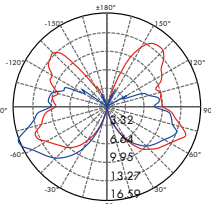
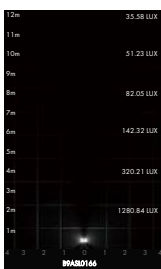
1. Flange Base(included)



2. Inground Base(option)



PHOTOMETRIC



Lux distance curve

Distance	Center Beam LUX	Beam Width
2m	0.05 LUX	0.0m 1.5m
4m	0.01 LUX	0.0m 3.0m
6m	0.01 LUX	0.0m 4.5m
8m	0.00 LUX	0.0m 5.9m
10m	0.00 LUX	0.0m 7.4m
12m	0.00 LUX	0.0m 8.9m

Vert.Spread:0.0 Horiz.Spread:40.8



sales@gordonbullard.com
www.bullardbollards.com
1-877-964-4646



991 South Gull Lake Dr
Richland, MI 49083
USA