

ITEM	HEIGHT	LIGHT SOURCE	INPUT VOLTAGE(V)	OPERATING CURRENT(MA)	CONSUMPTION(W)	LUMINANCE(LM)
BB-D9AFL1234-B	30cm(11.81")	12x0.5W OSRAM	110-277V	60	7	168
BB-D9AFM1234-B	55cm(21.65")					
BB-D9AFH1234-B	80cm(31.49")					

**HOUSING** T=60-80µm Adhesion of ISO class 1/ASTM class 4B 12# Die-casting powder coated aluminum.

**LIGHT WINDOW** PMMA

**LED** SMD2835

**LED DRIVER** Constant Voltage Input, Constant Current Output

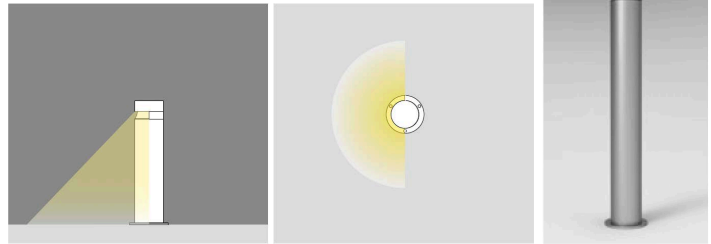
**OPERATING TEMPERATURE** -20°C~40°C

**BASE** Flange Base


**DIMMING SUPPORT** 1-10V / Dali / Customized


**IP** 65


### BEAM DEMO



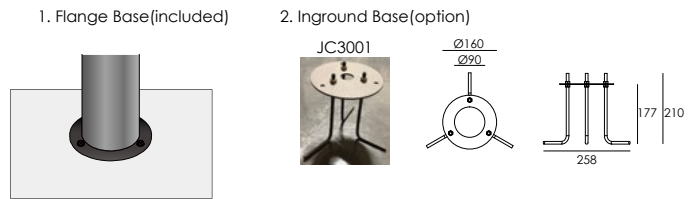
### REGULAR PAINTING COLOR

**Basic**  
 Sanded Black RAL 9005

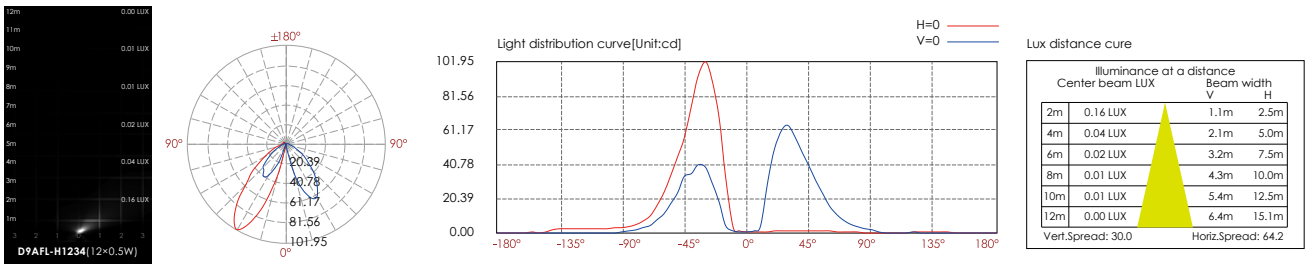
**Secondary**  
 Dark Grey KAP 7037

 Light Sanded Grey RAL 7038

### INSTALLATION BASE



### PHOTOMETRIC



sales@gordonbullard.com  
 www.bullardbollards.com  
 1-877-964-4646



991 South Gull Lake Dr  
 Richland, MI 49083  
 USA